

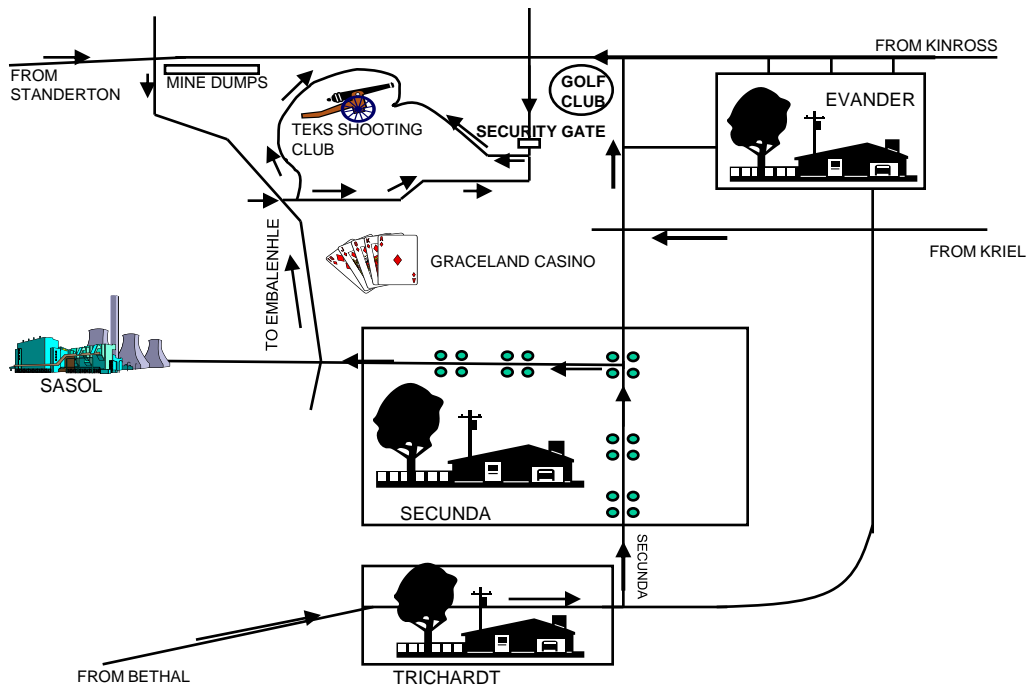
MPSA LEAGUE NO 1



11 February 2012

**TEKS Shooting Club
Secunda / Evander**

TEKS SHOOTING CLUB



STAGES

STAGE	NAME	MIN. ROUNDS	SCORING	STAGE WEIGT %
1	Stampede	32	Comstock	23.9
2	Moving the subject	24	Comstock	17.9
3	Preacher	10	Comstock	7.5
4	Load master	12	Comstock	8.9
5	Shooting on the move	24	Comstock	17.9
6	Nous my score ISM	32	Comstock	23.9

Chronograph 8
Total Rounds 142

RULES

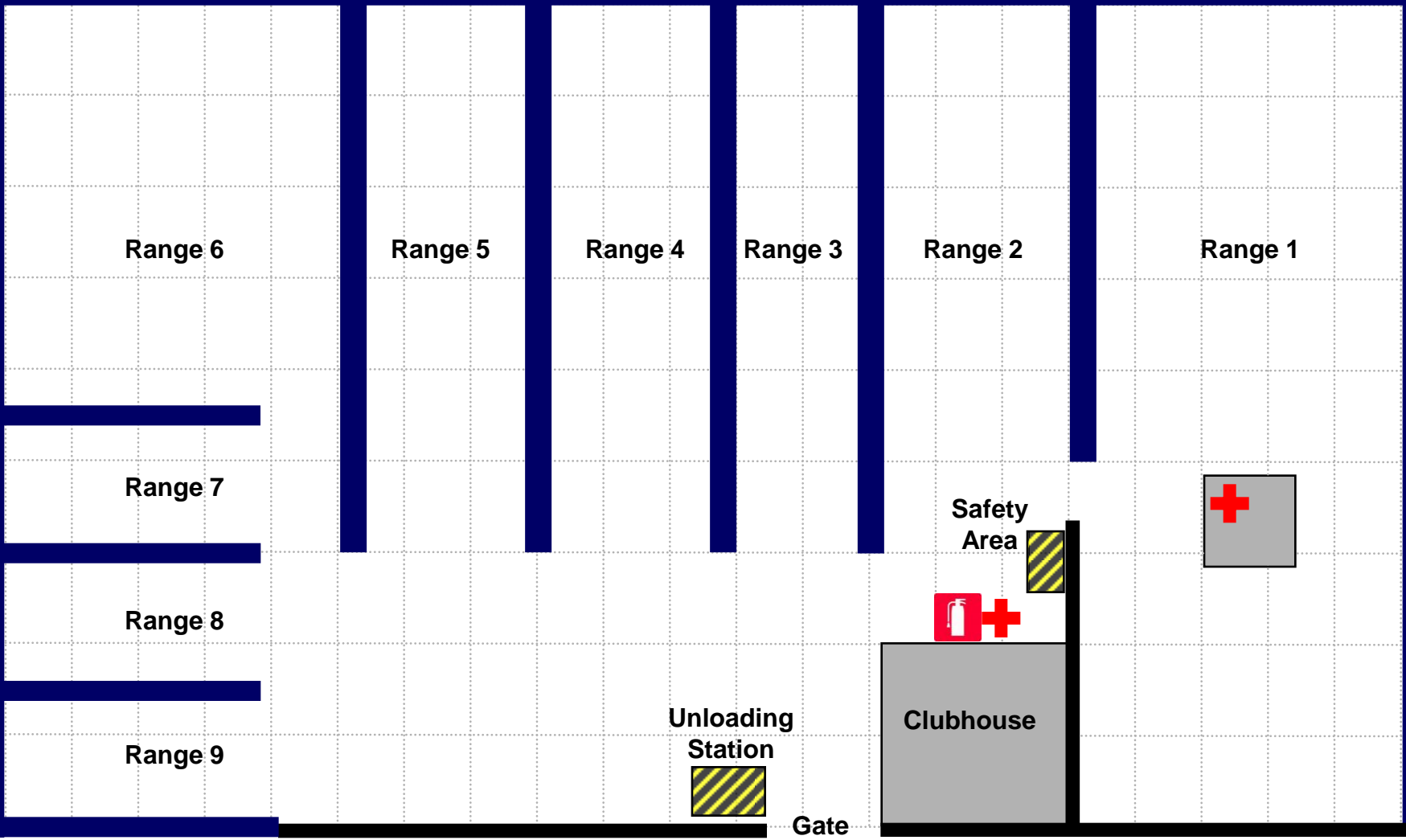
- The competition will be run according to the current IPSC rules.
- The wearing of eye and ear protection will be required during all stages of the match for participants and spectators
- No testing of the range equipment will be allowed prior to or during the match
- Additional non shoots or barricades may be added to stages to enhance safety of all competitors and spectators
- No bagging, unbagging or indexing will be allowed on the line
- Registration takes place from 07:30 to 08:30
- The RO briefing starts at 08:00
- The shooting competition commences at 09:00

MATCH DIRECTOR: Derick Le Roux

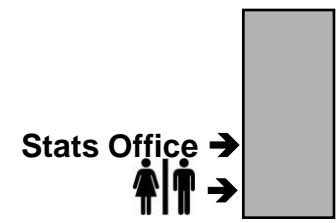
ARBITRATORS: Three delegates to be appointed by Match Director as and when required

CHIEF RO: Johan Prinsloo

TEKS Shooting Range Layout



Parking Area
(OUTSIDE RANGE AREA)



RANGE OFFICER BRIEFING

Range 1

23m↔ x 25m↕

Stage 1: **Stampede (Francois)**

Targets: 14 x IPSC Targets
1 x Pepper Poppers
3 x Plates

Scoring: Comstock

Distance: 3 - 25 m

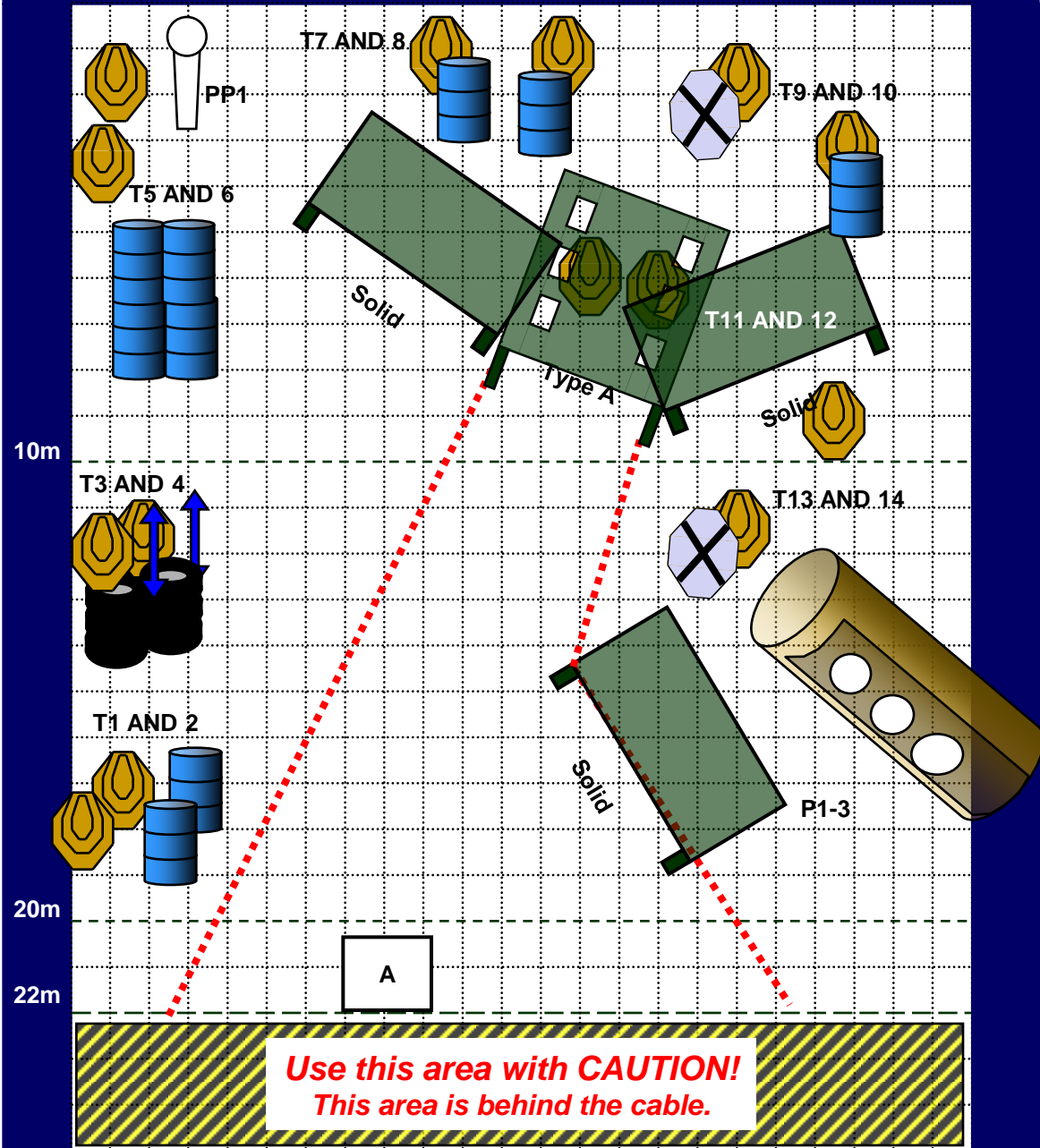
Min. Rounds: 32

Start: Audible Signal

Stop: Last shot

Briefing: Shooter starts in box A, hands relaxed at sides. Gun is loaded and holstered. On signal engage targets as you see them. PP1 activates bopper targets T3 and T4, which remains visible and carry drop shot penalties.

Penalties: As per latest IPSC rules.



RANGE OFFICER BRIEFING

Stage 2: Move the Subject (Geo)

Targets: 9 x IPSC Classic Targets

1 x Pepper Popper

5 x Plates

Scoring: Comstock

Distance: 2 - 13 m

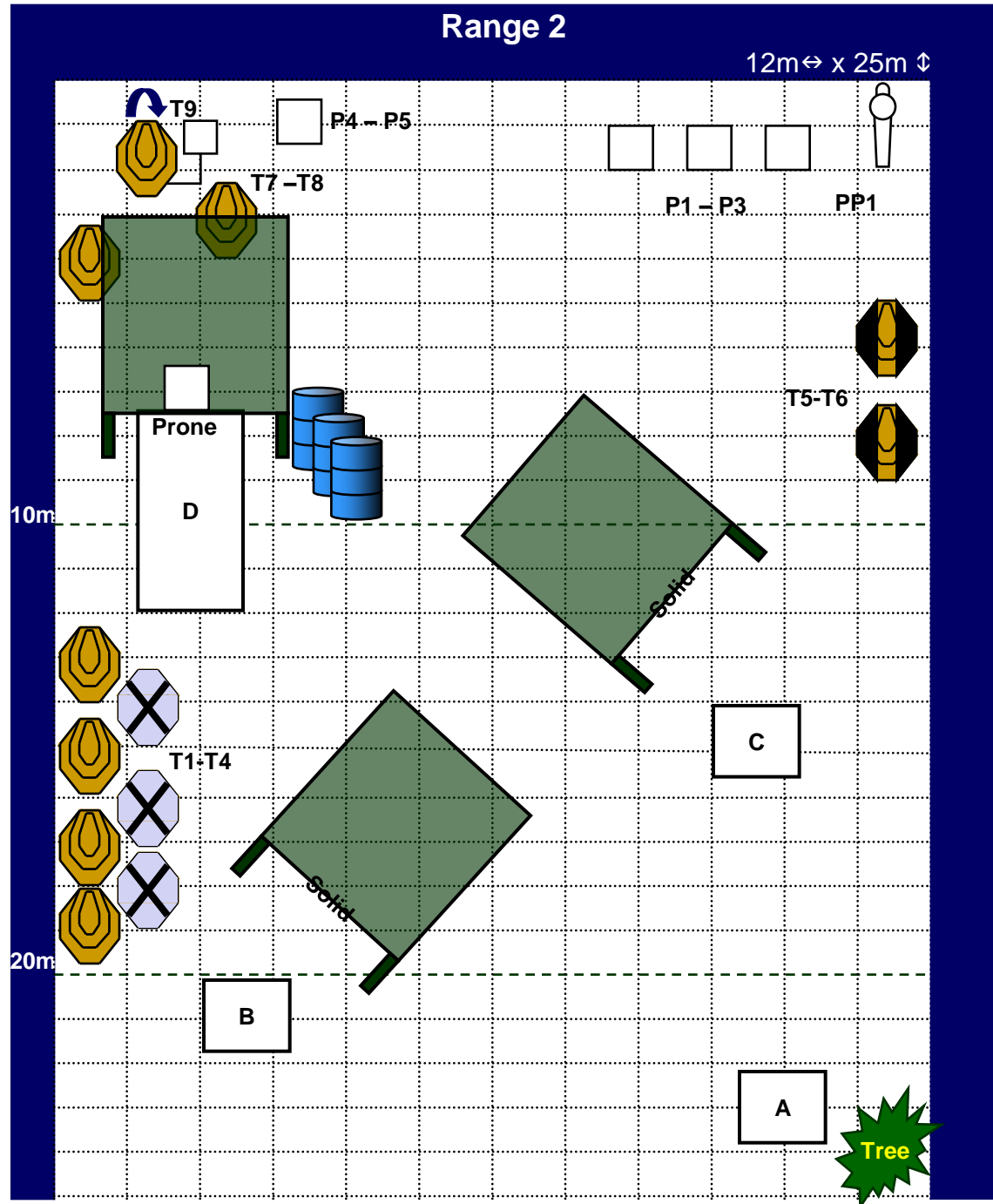
Min. Rounds: 24

Start: Audible Signal

Stop: Last shot

Briefing: Competitor starts in Box A hands relaxed at sides. Gun is in the ready condition and holstered. On signal, move to Box B, C and D to engage targets and plates. Targets and plates may NOT be engaged from within Box A

Penalties: Each shot fired while the competitor is not within the respective box will incur procedural.



RANGE OFFICER BRIEFING

Stage 3: Preacher (Henk)

Targets: 4 IPSC Targets
2 Plates

Scoring: Comstock

Distance: 3 - 12 m

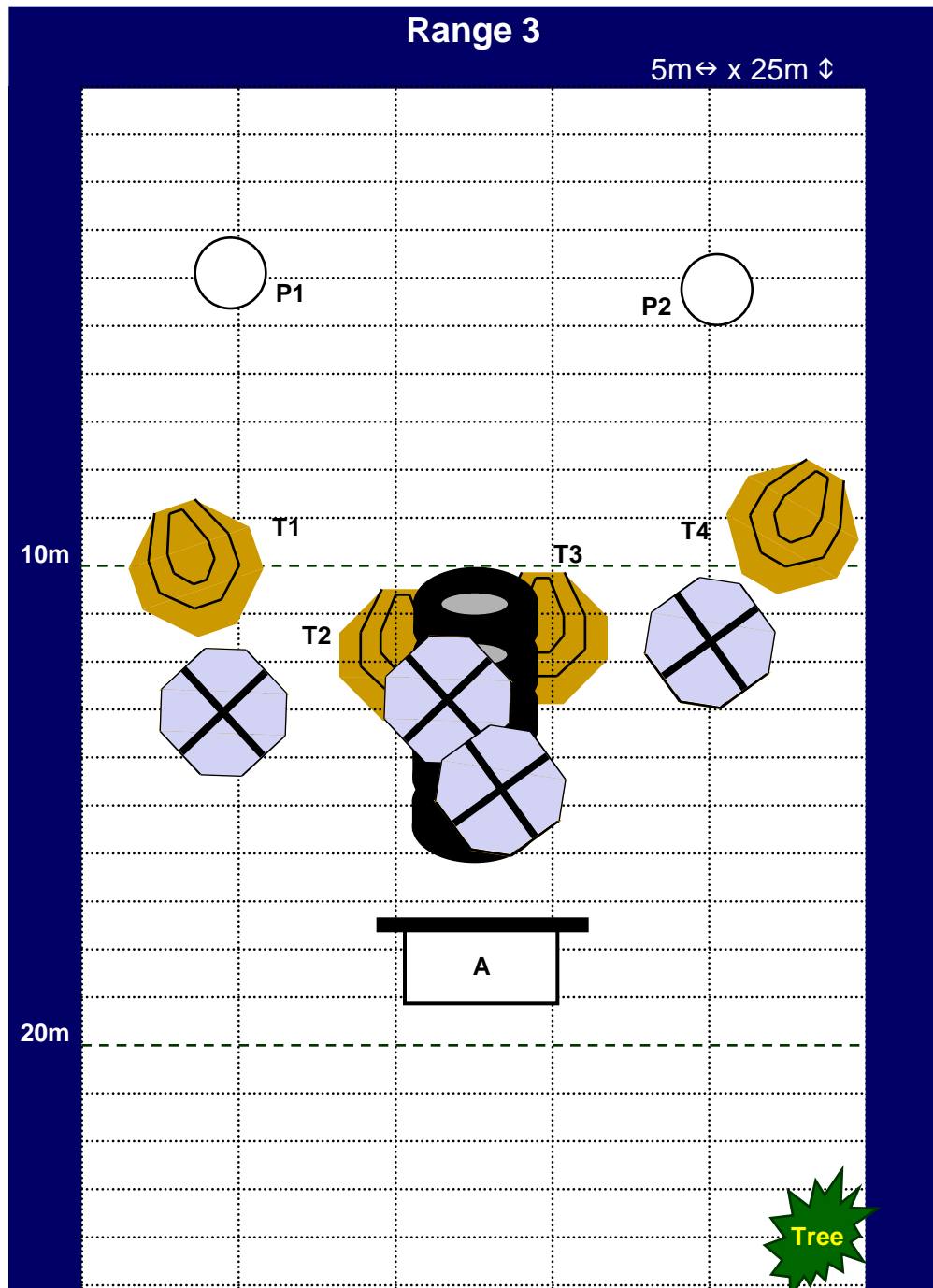
Min. Rounds: 10

Start: Audible Signal

Stop: Last shot

Briefing: Shooter start kneeling ,back facing down range ,feet touching the bar in box A. Gun is in the ready condition. On the signal turn and engage the targets from within box A as they become visible.

Penalties: As per latest IPSC rules.



RANGE OFFICER BRIEFING

Stage 4: Load master (Thinus)

Targets: 6 IPSC Targets

Scoring: Comstock

Distance: 3-12 m

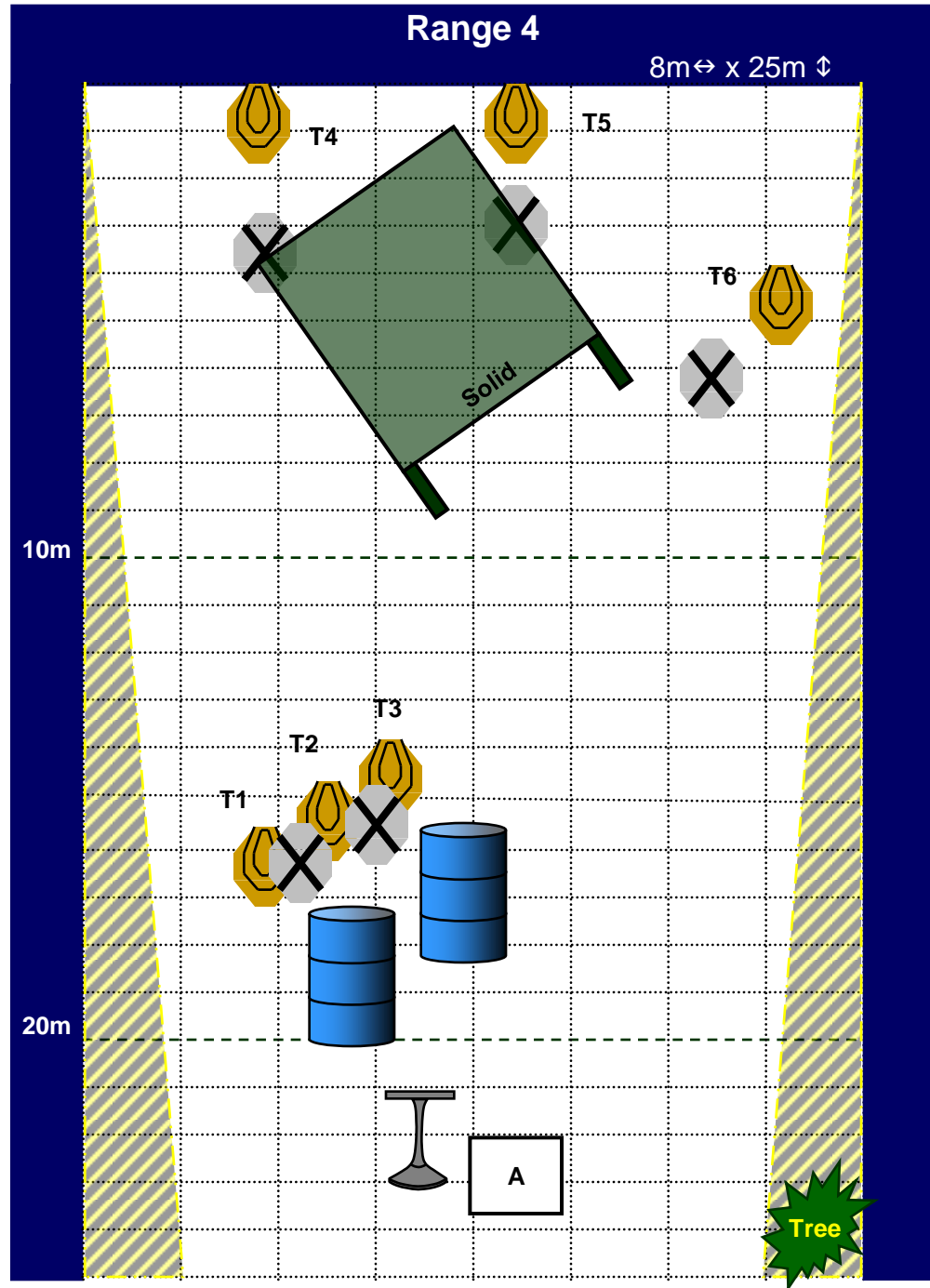
Min. Rounds: 12

Start: Audible Signal

Stop: Last shot

Briefing: Shooter start standing, hands at sides facing the table in box A. Gun is unloaded and holstered .On the signal load an empty magazine from the belt with ammunition that is placed on the table, load and engage T1 –T6 as they become visible.

Penalties: As per latest IPSC rules.



RANGE OFFICER BRIEFING

Stage 5: SHOOTING ON THE MOVE (Hendrik)

Targets: 11 IPSC Targets
2 Pepper Poppers

Scoring: Comstock

Distance: 3 - 25 m

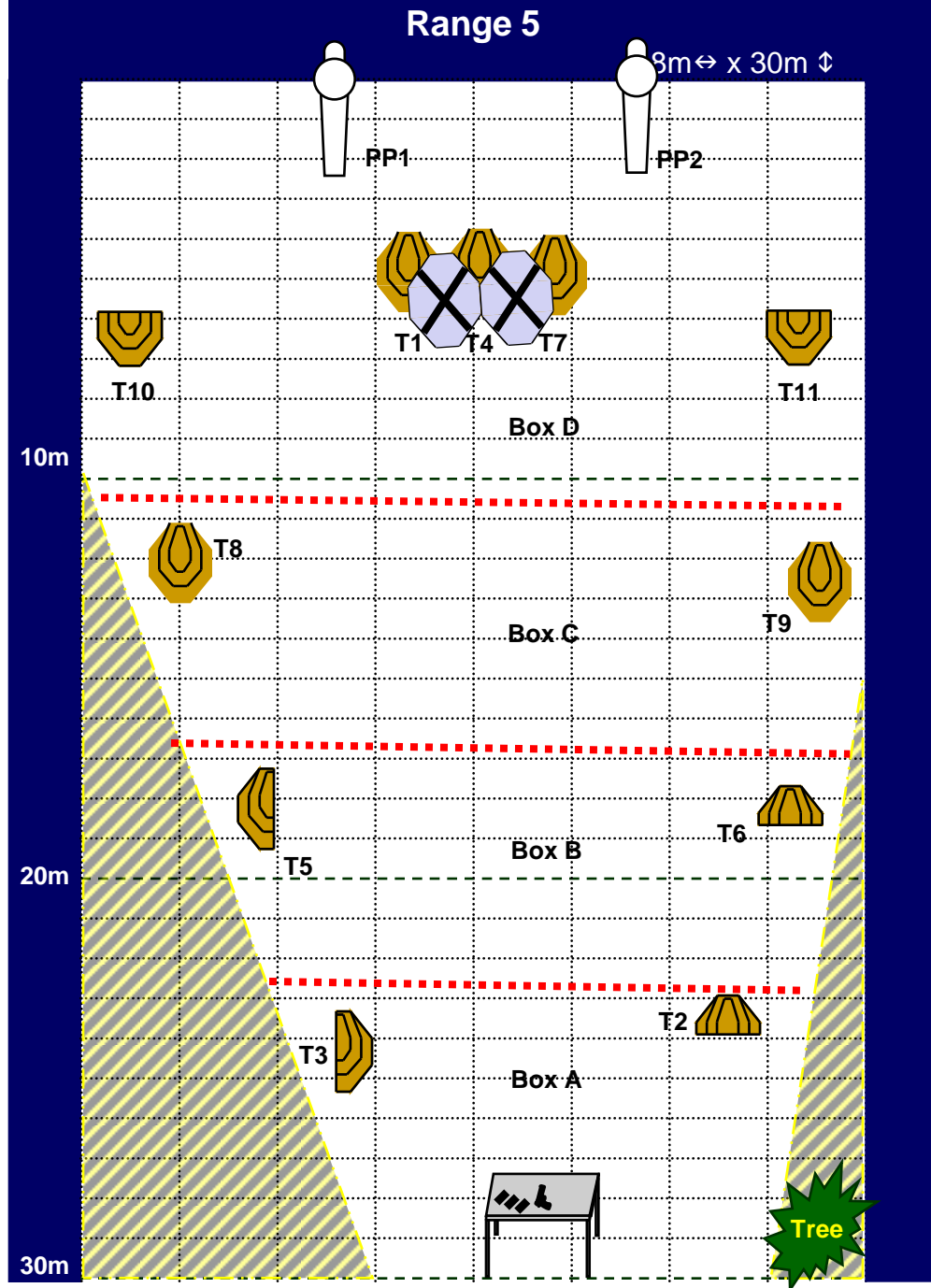
Min. Rounds: 24

Start: Audible Signal

Stop: Last shot

Briefing: Competitor start standing, hands flat on table. Gun is in the ready condition and placed with all magazines on the table. On the signal retrieve all relevant equipment and engage the targets as follows: from box A PP1,T1,T2 and T3 . From Box B T4,T5 and T6. From Box C T7,T8,T9 and PP2. From Box D engage T10 and T11.

Penalties: As per latest IPSC rules. Procedurals for every shot fired from the wrong box.



RANGE OFFICER BRIEFING

Stage 6: **Nous my score ISM**
(Derick)

Targets: 15 IPSC Targets
 2 Pepper Poppers

Scoring: Comstock

Distance: 3- 30m

Min. Rounds: 32

Start: On the audible Signal

Stop: Last shot fired.

Briefing: Shooter start hands on indicated area. The Gun is placed on the demarcated area with a magazine inserted and chamber empty on the table. On the signal retrieve, load and shoot the targets as they become visible while staying behind the charge lines and within the demarcated area. Runner 1 will be activated by retrieval of the gun, the door will be unlocked by PP1

Penalties: As per latest IPSC rules.

- Notes :
- ⋯ Charge lines
 - ⋯ Activator
 - ← Runner
 - 180 180 rule

Range 6 , 7 , 8 & 9 (Combination)

15m↔ x 13m↕

