

OPEN -- Overall Stage Results
MPSA League - 2011/11/19 - White River (CC)
Printed November 19, 2011 at 14:48




Stage 1 -- Openings

	PTS	TIME	HIT FACTOR	STAGE POINTS	STAGE PERCENT	COMPETITOR # Name
1	147	20.46	7.1848	155.0000	100.00	19 Becker, Dirk
2	147	21.67	6.7836	146.3452	94.42	21 Pretorius, Fanie
3	126	20.78	6.0635	130.8112	84.39	20 Roodt, Paul
4	149	30.06	4.9568	106.9344	68.99	1 Olivier, At
5	147	29.96	4.9065	105.8511	68.29	9 DeBeer, Johan
6	135	32.18	4.1952	90.5040	58.39	12 Roodt, Faan
7	87	38.73	2.2463	48.4609	31.27	13 DeVilliers, Francois

STANDARD -- Overall Stage Results
MPSA League - 2011/11/19 - White River (CC)

Printed November 19, 2011 at 14:48



Stage 1 -- Openings

	PTS	TIME	HIT FACTOR	STAGE POINTS	STAGE PERCENT	COMPETITOR # Name
1	149	21.94	6.7912	155.0000	100.00	8 VanTonder, Andre
2	145	25.47	5.6930	129.9335	83.83	32 Mouton, Paul
3	148	26.82	5.5183	125.9462	81.26	17 Becker, Rosco
4	143	26.36	5.4249	123.8148	79.88	7 Stephansen, Nic
5	150	28.89	5.1921	118.5020	76.45	31 Greeff, Jean
6	125	28.85	4.3328	98.8886	63.80	2 Prinsloo, Johan
7	149	37.29	3.9957	91.1960	58.84	11 LeClus, Ray
8	134	33.84	3.9598	90.3767	58.31	10 Zorn, Paul
9	137	39.60	3.4596	78.9601	50.94	18 Terblanche, Bennett B
10	145	42.13	3.4417	78.5522	50.68	15 Reszka, Marek
11	138	42.01	3.2849	74.9736	48.37	22 Gower, Ronnie R
12	135	43.94	3.0724	70.1222	45.24	14 Engelbrecht, Hendrik H
13	127	49.24	2.5792	58.8664	37.98	4 Visagie, Francois
14	112	52.56	2.1309	48.6345	31.38	16 Engelbrecht, Hugo
15	101	75.40	1.3395	30.5726	19.72	6 Visagie, Andre A
16	111	110.20	1.0073	22.9892	14.83	27 Nhlapo, Mandla
17	32	50.05	0.6394	14.5924	9.41	5 Visagie, Arrie
18	0	27.51	0.0000	0.0000	0.00	3 Jacobs, Roan R

PRODUCTION -- Overall Stage Results

MPSA League - 2011/11/19 - White River (CC)


Printed November 19, 2011 at 14:48



Stage 1 -- Openings

	PTS	TIME	HIT FACTOR	STAGE POINTS	STAGE PERCENT	COMPETITOR # Name
1	139	22.49	6.1805	155.0000	100.00	25 Grobbelaar, Geo
2	131	22.16	5.9116	148.2545	95.65	26 LeRoux, Derick
3	137	25.46	5.3810	134.9486	87.06	24 Meyer, Andreas
4	133	25.15	5.2883	132.6234	85.56	23 Looock, Paul
5	133	27.14	4.9005	122.8989	79.29	30 Botha, Daniell
6	135	36.66	3.6825	92.3523	59.58	28 Botha, Gideon
7	87	48.79	1.7832	44.7193	28.85	29 Botha, Daleen

OPEN -- Overall Stage Results
MPSA League - 2011/11/19 - White River (CC)
Printed November 19, 2011 at 14:48



Stage 2 -- Keep it straight

	PTS	TIME	HIT FACTOR	STAGE POINTS	STAGE PERCENT	COMPETITOR # Name
1	94	11.63	8.0825	120.0000	100.00	19 Becker, Dirk
2	111	14.10	7.8723	116.8791	97.40	9 DeBeer, Johan
3	116	16.03	7.2364	107.4379	89.53	21 Pretorius, Fanie
4	110	15.26	7.2084	107.0215	89.18	20 Roodt, Paul
5	114	23.61	4.8285	71.6873	59.74	12 Roodt, Faan
6	103	25.87	3.9814	59.1118	49.26	1 Olivier, At
7	108	56.60	1.9081	28.3296	23.61	13 DeVilliers, Francois

STANDARD -- Overall Stage Results
MPSA League - 2011/11/19 - White River (CC)
 Printed November 19, 2011 at 14:48



Stage 2 -- Keep it straight

	PTS	TIME	HIT FACTOR	STAGE POINTS	STAGE PERCENT	COMPETITOR # Name
1	115	18.15	6.3361	120.0000	100.00	10 Zorn, Paul
2	108	19.00	5.6842	107.6540	89.71	7 Stephansen, Nic
3	109	19.38	5.6244	106.5204	88.77	2 Prinsloo, Johan
4	120	21.36	5.6180	106.3996	88.67	31 Greeff, Jean
5	108	19.65	5.4962	104.0929	86.74	17 Becker, Rosco
6	98	18.58	5.2745	99.8942	83.25	32 Mouton, Paul
7	106	20.77	5.1035	96.6561	80.55	14 Engelbrecht, Hendrik H
8	96	19.14	5.0157	94.9925	79.16	8 VanTonder, Andre
9	92	22.38	4.1108	77.8552	64.88	3 Jacobs, Roan R
10	101	27.77	3.6370	68.8820	57.40	4 Visagie, Francois
11	103	29.06	3.5444	67.1277	55.94	22 Gower, Ronnie R
12	93	26.75	3.4766	65.8445	54.87	11 LeClus, Ray
13	102	39.16	2.6047	49.3307	41.11	15 Reszka, Marek
14	90	38.50	2.3377	44.2733	36.89	16 Engelbrecht, Hugo
15	62	28.47	2.1777	41.2443	34.37	18 Terblanche, Bennett B
16	90	53.52	1.6816	31.8483	26.54	6 Visagie, Andre A
17	70	47.32	1.4793	28.0165	23.35	5 Visagie, Arrie
18	68	59.10	1.1506	21.7912	18.16	27 Nhlapo, Mandla

PRODUCTION -- Overall Stage Results

MPSA League - 2011/11/19 - White River (CC)


Printed November 19, 2011 at 14:48



Stage 2 -- Keep it straight

	PTS	TIME	HIT FACTOR	STAGE POINTS	STAGE PERCENT	COMPETITOR # Name
1	98	14.59	6.7169	120.0000	100.00	25 Grobbelaar, Geo
2	94	14.10	6.6667	119.1020	99.25	23 Loock, Paul
3	94	14.22	6.6104	118.0970	98.41	26 LeRoux, Derick
4	114	18.34	6.2159	111.0493	92.54	30 Botha, Daniell
5	104	19.10	5.4450	97.2771	81.06	24 Meyer, Andreas
6	92	24.92	3.6918	65.9554	54.96	28 Botha, Gideon
7	42	36.04	1.1654	20.8197	17.35	29 Botha, Daleen

OPEN -- Overall Stage Results
MPSA League - 2011/11/19 - White River (CC)
Printed November 19, 2011 at 14:48



Stage 3 -- Balance

	PTS	TIME	HIT FACTOR	STAGE POINTS	STAGE PERCENT	COMPETITOR # Name
1	84	8.16	10.2941	85.0000	100.00	19 Becker, Dirk
2	81	9.47	8.5533	70.6260	83.09	21 Pretorius, Fanie
3	76	10.06	7.5547	62.3800	73.39	9 DeBeer, Johan
4	81	14.80	5.4730	45.1911	53.17	1 Olivier, At
5	80	16.15	4.9536	40.9023	48.12	12 Roodt, Faan
6	70	15.15	4.6205	38.1518	44.88	20 Roodt, Paul
7	81	18.91	4.2834	35.3690	41.61	13 DeVilliers, Francois

STANDARD -- Overall Stage Results
MPSA League - 2011/11/19 - White River (CC)

Printed November 19, 2011 at 14:48



Stage 3 -- Balance

	PTS	TIME	HIT FACTOR	STAGE POINTS	STAGE PERCENT	COMPETITOR # Name
1	83	9.93	8.3585	85.0000	100.00	31 Greeff, Jean
2	82	13.85	5.9206	60.2080	70.83	17 Becker, Rosco
3	82	14.94	5.4886	55.8153	65.67	2 Prinsloo, Johan
4	83	16.59	5.0030	50.8770	59.86	10 Zorn, Paul
5	82	16.81	4.8780	49.6062	58.36	4 Visagie, Francois
6	79	17.49	4.5169	45.9333	54.04	32 Mouton, Paul
7	76	17.13	4.4367	45.1176	53.08	8 VanTonder, Andre
8	77	18.73	4.1111	41.8064	49.18	7 Stephansen, Nic
9	75	18.65	4.0214	40.8952	48.11	3 Jacobs, Roan R
10	79	20.96	3.7691	38.3289	45.09	22 Gower, Ronnie R
11	77	21.70	3.5484	36.0845	42.45	18 Terblanche, Bennett B
12	81	22.89	3.5387	35.9856	42.34	15 Reszka, Marek
13	71	20.13	3.5271	35.8678	42.20	14 Engelbrecht, Hendrik H
14	71	23.78	2.9857	30.3624	35.72	11 LeClus, Ray
15	81	30.77	2.6324	26.7700	31.49	5 Visagie, Arrie
16	77	44.83	1.7176	17.4667	20.55	16 Engelbrecht, Hugo
17	71	45.49	1.5608	15.8720	18.67	6 Visagie, Andre A
18	71	51.83	1.3699	13.9305	16.39	27 Nhlapo, Mandla

PRODUCTION -- Overall Stage Results

MPSA League - 2011/11/19 - White River (CC)

Printed November 19, 2011 at 14:48



Stage 3 -- Balance

	PTS	TIME	HIT FACTOR	STAGE POINTS	STAGE PERCENT	COMPETITOR # Name
1	81	10.92	7.4176	85.0000	100.00	25 Grobbelaar, Geo
2	83	12.45	6.6667	76.3951	89.88	30 Botha, Daniell
3	81	12.62	6.4184	73.5499	86.53	26 LeRoux, Derick
4	68	11.39	5.9701	68.4135	80.49	24 Meyer, Andreas
5	79	15.02	5.2597	60.2717	70.91	23 Loock, Paul
6	81	16.96	4.7759	54.7288	64.39	28 Botha, Gideon
7	71	52.61	1.3496	15.4649	18.19	29 Botha, Daleen

OPEN -- Overall Stage Results
MPSA League - 2011/11/19 - White River (CC)
Printed November 19, 2011 at 14:48




Stage 4 -- Rise and fall

	PTS	TIME	HIT FACTOR	STAGE POINTS	STAGE PERCENT	COMPETITOR # Name
1	156	27.08	5.7607	160.0000	100.00	9 DeBeer, Johan
2	146	25.48	5.7300	159.1466	99.47	19 Becker, Dirk
3	151	28.49	5.3001	147.2070	92.00	21 Pretorius, Fanie
4	136	29.31	4.6401	128.8745	80.55	20 Roodt, Paul
5	140	44.06	3.1775	88.2526	55.16	12 Roodt, Faan
6	127	42.65	2.9777	82.7044	51.69	1 Olivier, At
7	133	56.20	2.3665	65.7294	41.08	13 DeVilliers, Francois

STANDARD -- Overall Stage Results
MPSA League - 2011/11/19 - White River (CC)

Printed November 19, 2011 at 14:48



Stage 4 -- Rise and fall

	PTS	TIME	HIT FACTOR	STAGE POINTS	STAGE PERCENT	COMPETITOR # Name
1	152	27.88	5.4519	160.0000	100.00	8 VanTonder, Andre
2	148	33.11	4.4699	131.1812	81.99	31 Greeff, Jean
3	143	36.05	3.9667	116.4126	72.76	17 Becker, Rosco
4	131	34.43	3.8048	111.6615	69.79	2 Prinsloo, Johan
5	122	33.18	3.6769	107.9077	67.44	10 Zorn, Paul
6	121	34.47	3.5103	103.0180	64.39	32 Mouton, Paul
7	133	39.64	3.3552	98.4662	61.54	14 Engelbrecht, Hendrik H
8	127	39.04	3.2531	95.4691	59.67	7 Stephansen, Nic
9	124	43.07	2.8790	84.4921	52.81	11 LeClus, Ray
10	121	42.86	2.8231	82.8519	51.78	4 Visagie, Francois
11	123	52.01	2.3649	69.4045	43.38	18 Terblanche, Bennett B
12	117	50.40	2.3214	68.1278	42.58	22 Gower, Ronnie R
13	114	58.16	1.9601	57.5241	35.95	15 Reszka, Marek
14	121	65.26	1.8541	54.4136	34.01	5 Visagie, Arrie
15	91	52.88	1.7209	50.5032	31.56	16 Engelbrecht, Hugo
16	75	44.81	1.6737	49.1197	30.70	3 Jacobs, Roan R
17	80	110.60	0.7233	21.2278	13.27	6 Visagie, Andre A
18	48	134.90	0.3558	10.4424	6.53	27 Nhlapo, Mandla

PRODUCTION -- Overall Stage Results

MPSA League - 2011/11/19 - White River (CC)

Printed November 19, 2011 at 14:48



Stage 4 -- Rise and fall

	PTS	TIME	HIT FACTOR	STAGE POINTS	STAGE PERCENT	COMPETITOR # Name
1	140	30.17	4.6404	160.0000	100.00	23 Loock, Paul
2	128	27.88	4.5911	158.3013	98.94	26 LeRoux, Derick
3	128	30.30	4.2244	145.6581	91.04	25 Grobbelaar, Geo
4	143	34.88	4.0998	141.3601	88.35	24 Meyer, Andreas
5	130	35.83	3.6282	125.1019	78.19	30 Botha, Daniell
6	105	36.19	2.9014	100.0387	62.52	28 Botha, Gideon
7	62	68.98	0.8988	30.9910	19.37	29 Botha, Daleen

OPEN -- Overall Stage Results
MPSA League - 2011/11/19 - White River (CC)
Printed November 19, 2011 at 14:48



Stage 5 -- Important for sights

	PTS	TIME	HIT FACTOR	STAGE POINTS	STAGE PERCENT	COMPETITOR # Name
1	108	13.04	8.2822	115.0000	100.00	9 DeBeer, Johan
2	110	13.94	7.8910	109.5675	95.28	19 Becker, Dirk
3	110	17.22	6.3879	88.6975	77.13	21 Pretorius, Fanie
4	96	20.01	4.7976	66.6156	57.93	20 Roodt, Paul
5	110	24.29	4.5286	62.8806	54.68	1 Olivier, At
6	109	26.77	4.0717	56.5366	49.16	12 Roodt, Faan
7	86	49.92	1.7228	23.9208	20.80	13 DeVilliers, Francois

STANDARD -- Overall Stage Results
MPSA League - 2011/11/19 - White River (CC)

Printed November 19, 2011 at 14:48



Stage 5 -- Important for sights

	PTS	TIME	HIT FACTOR	STAGE POINTS	STAGE PERCENT	COMPETITOR # Name
1	106	17.30	6.1272	115.0000	100.00	17 Becker, Rosco
2	110	19.11	5.7561	108.0364	93.94	10 Zorn, Paul
3	105	20.41	5.1445	96.5571	83.96	14 Engelbrecht, Hendrik H
4	109	22.96	4.7474	89.1031	77.48	31 Greeff, Jean
5	105	22.45	4.6771	87.7831	76.33	32 Mouton, Paul
6	87	20.44	4.2564	79.8871	69.47	8 VanTonder, Andre
7	108	26.28	4.1096	77.1323	67.07	2 Prinsloo, Johan
8	94	25.73	3.6533	68.5687	59.62	11 LeClus, Ray
9	110	30.78	3.5737	67.0752	58.33	4 Visagie, Francois
10	109	36.84	2.9587	55.5322	48.29	7 Stephansen, Nic
11	101	35.29	2.8620	53.7165	46.71	15 Reszka, Marek
12	99	36.98	2.6771	50.2466	43.69	18 Terblanche, Bennett B
13	89	43.33	2.0540	38.5513	33.52	22 Gower, Ronnie R
14	78	49.98	1.5606	29.2911	25.47	16 Engelbrecht, Hugo
15	51	43.27	1.1786	22.1218	19.24	5 Visagie, Arrie
16	97	97.28	0.9971	18.7148	16.27	6 Visagie, Andre A
17	11	25.17	0.4370	8.2025	7.13	3 Jacobs, Roan R
18	25	111.00	0.2252	4.2272	3.68	27 Nhlapo, Mandla

PRODUCTION -- Overall Stage Results

MPSA League - 2011/11/19 - White River (CC)

Printed November 19, 2011 at 14:48



Stage 5 -- Important for sights

	PTS	TIME	HIT FACTOR	STAGE POINTS	STAGE PERCENT	COMPETITOR # Name
1	94	14.05	6.6904	115.0000	100.00	23 Loock, Paul
2	107	17.45	6.1318	105.3986	91.65	24 Meyer, Andreas
3	105	20.95	5.0119	86.1493	74.91	25 Grobbelaar, Geo
4	107	21.48	4.9814	85.6241	74.46	30 Botha, Danielll
5	84	18.09	4.6434	79.8155	69.40	26 LeRoux, Derick
6	103	24.96	4.1266	70.9315	61.68	28 Botha, Gideon
7	35	69.01	0.5072	8.7177	7.58	29 Botha, Daleen

OPEN -- Overall Stage Results
MPSA League - 2011/11/19 - White River (CC)
Printed November 19, 2011 at 14:48



Stage 6 -- Apertures and moving

	PTS	TIME	HIT FACTOR	STAGE POINTS	STAGE PERCENT	COMPETITOR # Name
1	158	18.17	8.6957	160.0000	100.00	19 Becker, Dirk
2	155	18.04	8.5920	158.0931	98.81	20 Roodt, Paul
3	157	19.71	7.9655	146.5652	91.60	21 Pretorius, Fanie
4	146	20.71	7.0497	129.7151	81.07	9 DeBeer, Johan
5	156	25.78	6.0512	111.3421	69.59	12 Roodt, Faan
6	156	28.46	5.4814	100.8574	63.04	1 Olivier, At
7	150	47.50	3.1579	58.1053	36.32	13 DeVilliers, Francois

STANDARD -- Overall Stage Results
MPSA League - 2011/11/19 - White River (CC)
 Printed November 19, 2011 at 14:48



Stage 6 -- Apertures and moving

	PTS	TIME	HIT FACTOR	STAGE POINTS	STAGE PERCENT	COMPETITOR # Name
1	118	15.55	7.5884	160.0000	100.00	8 VanTonder, Andre
2	153	21.48	7.1229	150.1846	93.87	2 Prinsloo, Johan
3	159	22.73	6.9952	147.4912	92.18	31 Greeff, Jean
4	157	24.35	6.4476	135.9468	84.97	10 Zorn, Paul
5	157	26.85	5.8473	123.2888	77.06	17 Becker, Rosco
6	127	23.25	5.4624	115.1726	71.98	32 Mouton, Paul
7	158	32.12	4.9191	103.7170	64.82	22 Gower, Ronnie R
8	102	24.70	4.1296	87.0706	54.42	14 Engelbrecht, Hendrik H
9	160	38.91	4.1121	86.7016	54.19	18 Terblanche, Bennett B
10	141	35.67	3.9529	83.3459	52.09	7 Stephansen, Nic
11	154	43.40	3.5484	74.8168	46.76	3 Jacobs, Roan R
12	154	43.42	3.5468	74.7824	46.74	4 Visagie, Francois
13	150	53.40	2.8090	59.2268	37.02	15 Reszka, Marek
14	160	59.36	2.6954	56.8322	35.52	5 Visagie, Arrie
15	111	43.53	2.5500	53.7654	33.60	11 LeClus, Ray
16	129	54.63	2.3613	49.7882	31.12	16 Engelbrecht, Hugo
17	154	75.12	2.0501	43.2249	27.02	6 Visagie, Andre A
18	122	73.77	1.6538	34.8697	21.79	27 Nhlapo, Mandla

PRODUCTION -- Overall Stage Results

MPSA League - 2011/11/19 - White River (CC)

Printed November 19, 2011 at 14:48



Stage 6 -- Apertures and moving

	PTS	TIME	HIT FACTOR	STAGE POINTS	STAGE PERCENT	COMPETITOR # Name
1	146	15.42	9.4682	160.0000	100.00	26 LeRoux, Derick
2	154	17.76	8.6712	146.5309	91.58	23 Loock, Paul
3	148	22.55	6.5632	110.9090	69.32	25 Grobbelaar, Geo
4	152	25.34	5.9984	101.3651	63.35	24 Meyer, Andreas
5	152	25.86	5.8778	99.3268	62.08	30 Botha, Daniell
6	146	27.07	5.3934	91.1415	56.96	28 Botha, Gideon
7	125	56.20	2.2242	37.5859	23.49	29 Botha, Daleen