

Mpumalanga Practical Shooting Association

Closed Champs

Hosted by

Witrivier Skietklub



White River Shooting Club

19 November 2011

White River Shooting
Range

White River

Stages:	
Stage 1 Range 1	31 rounds
Stage 2 Range 2	24 “
Stage 3 Range 3	17 “
Stage 4 Range 4	32 “
Stage 5 Range 5	23 “
Stage 6 Range 6	32 “
Total	159

A Safe Area will be provided for all un-bagging, indexing and bagging.

- All competitors and spectators on the range must wear eye and hearing protection.
- Deviations from the published course design may be implemented where this is done to enhance safety and/or course quality and to comply with the relevant rules.
- Registration for the match will start from 7:30.
- RO briefing will start at 8:00.
- The match will commence at 9:00.

Match Officials

Match Director: Ray le Clus
Chief Range Officer: Johann Prinsloo.

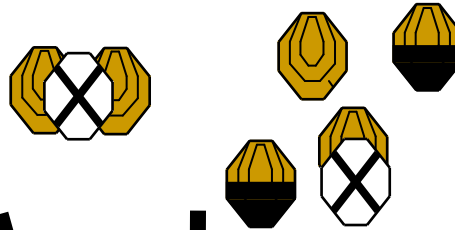
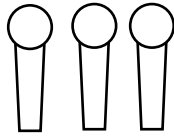
Arbitration Committee: To be appointed as necessary

Stats Official/s: Rina le Clus / Sonja de Beer

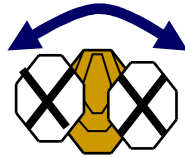
The White River Shooting Club wishes you a safe and enjoyable shoot. **Come and enjoy the last provincial shoot for 2011**

RANGE OFFICER BRIEFING

Stage 1: Openings



Targets: 14 PSC Targets
3 Pepper Poppers
4 Penalty targets



Scoring: Comstock

Distance: 5-12 m

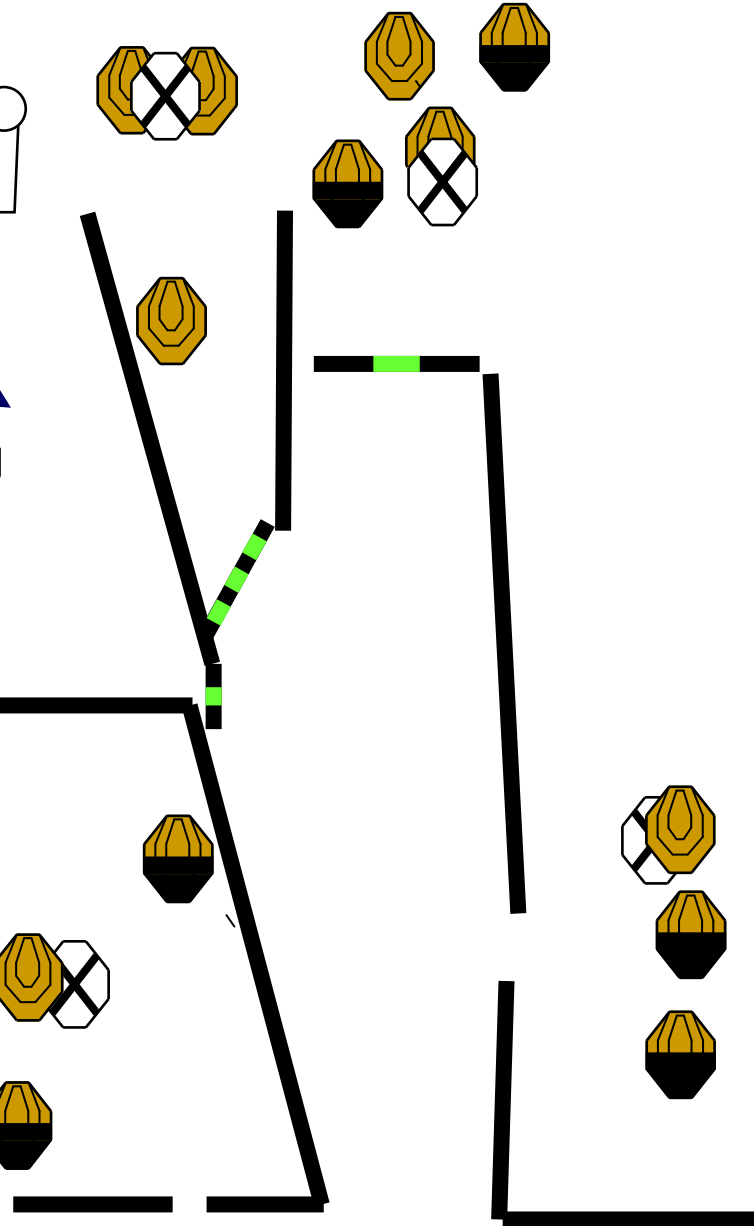
Min. Rounds: 31

Start: Audible Signal

Stop: Last shot

Briefing: Shooter starts at A heel against brandering. Gun loaded and holstered, hands above shoulders. On signal shoot targets while remaining in demarcated area. PP1 will activate swinger that remains visible and carries drop shot penalties.

Penalties: As per latest IPSC rules.



A



RANGE OFFICER BRIEFING

Stage 2: Keep it Straight

Targets: 12 IPSC Targets
3 Penalty Targets

Scoring: Comstock

Distance: 11 m

Min. Rounds: 24

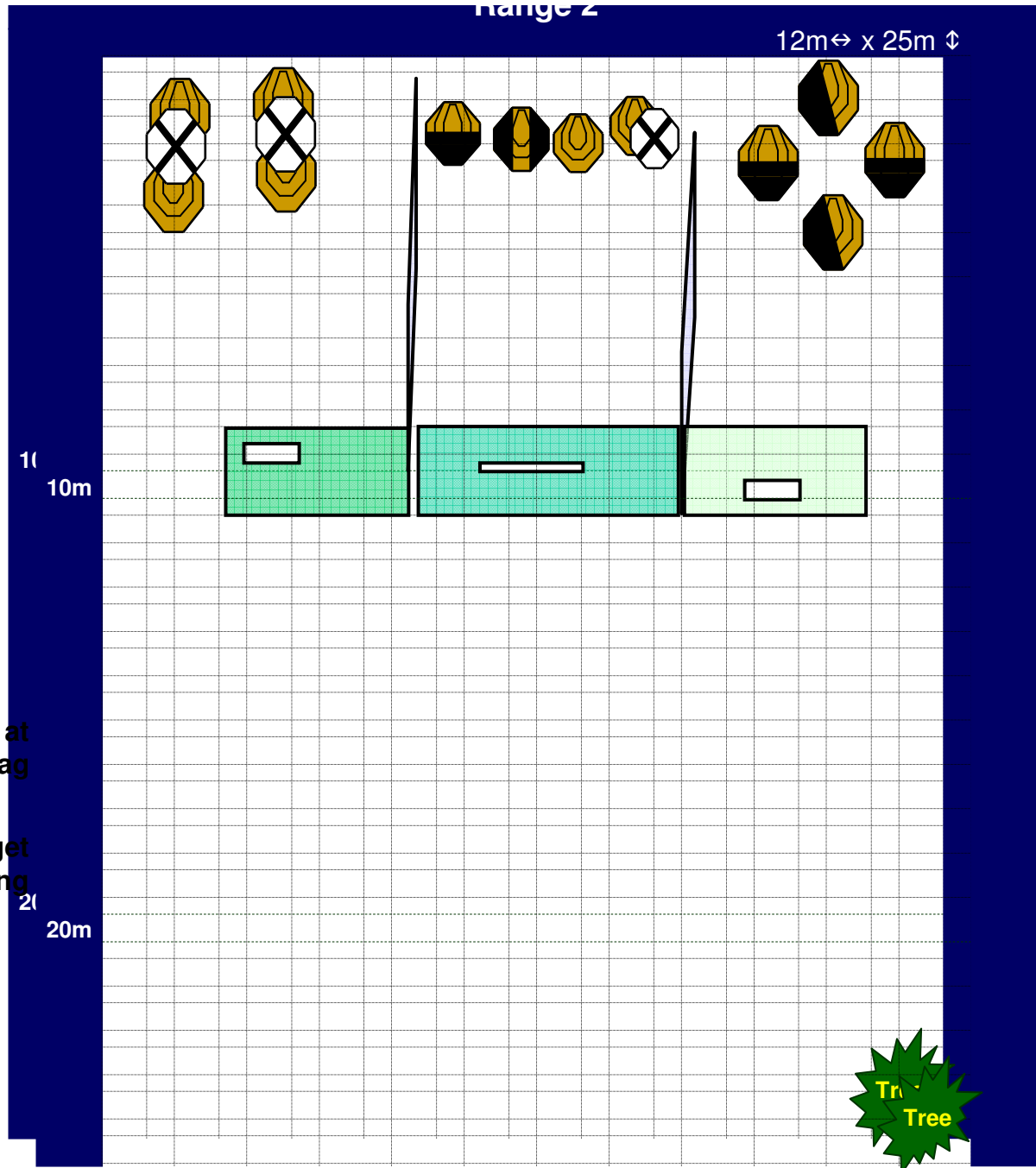
Start: Audible Signal

Stop: Last shot

Briefing: Shooter starts standing relaxed at A with hands on demarcated area. Gun mag in chamber empty.

On audible signal shoot two shots per target through apertures as seen while remaining in demarcated area.

Penalties: As per latest IPSC rules.

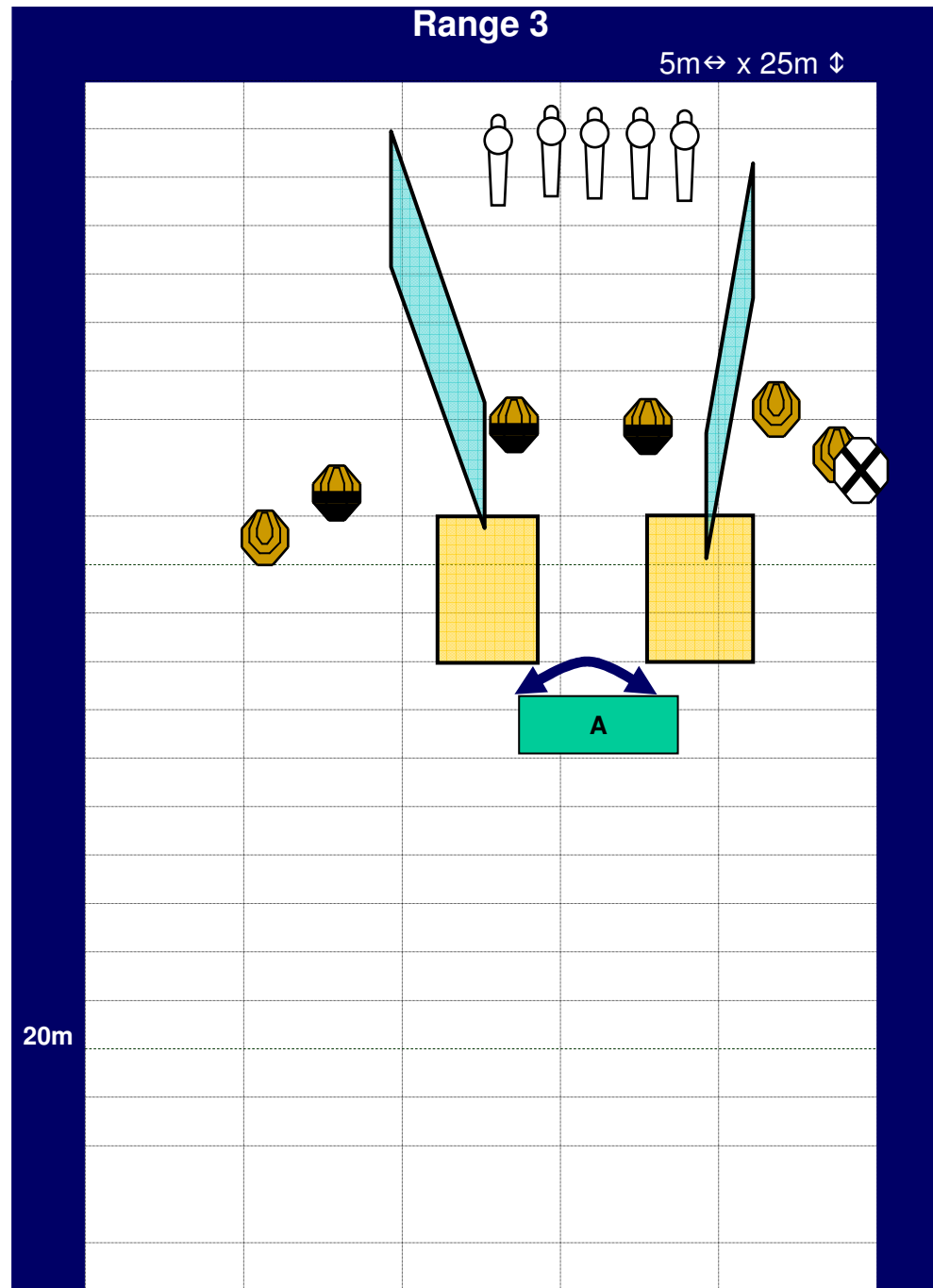


RANGE OFFICER BRIEFING

- Stage 3:** Balance
- Targets:** 6 IPSC Targets
1 Penalty target
5 Popper
- Scoring:** Comstock
- Distance:** 12m
- Min. Rounds:** 17
- Start:** Audible Signal
- Stop:** Last shot

Briefing: Shooter starts on A, gun loaded and holstered hands at sides. On signal shoot poppers and targets while remaining on A. No shots to be fired while touching ground.

Penalties: As per latest IPSC rules.



RANGE OFFICER BRIEFING

Stage 4: Rise and Fall
Range 4

Targets: 11 IPSC Targets
4 Pepper Poppers
6 Plates
5 Penalty targets

Scoring: Comstock

Distance: 3-15 m

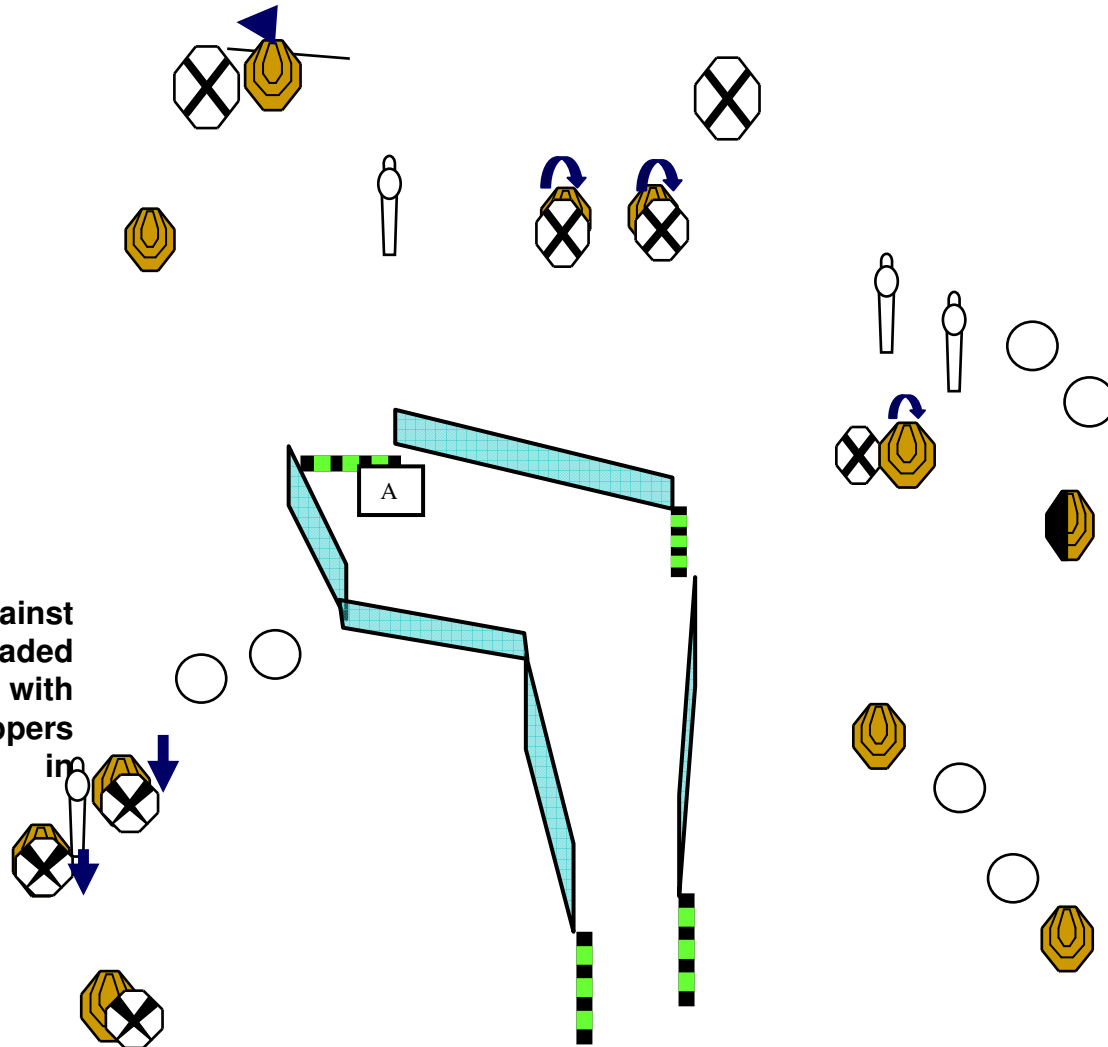
Min. Rounds: 32

Start: Audible Signal

Stop: Last shot

Briefing: Shooter starts at A toes against branding hands on aperture. Gun loaded and holstered. On signal shoot targets with two shots per target, plates and Poppers must be down while remaining in demarcated area.

Penalties: As per latest IPSC rules.



RANGE OFFICER BRIEFING

Stage 5: Important for sights

Targets: 9 IPSC Targets
5 Pepper poppers
3 Penalty targets

Scoring: Comstock

Distance: 5-15m

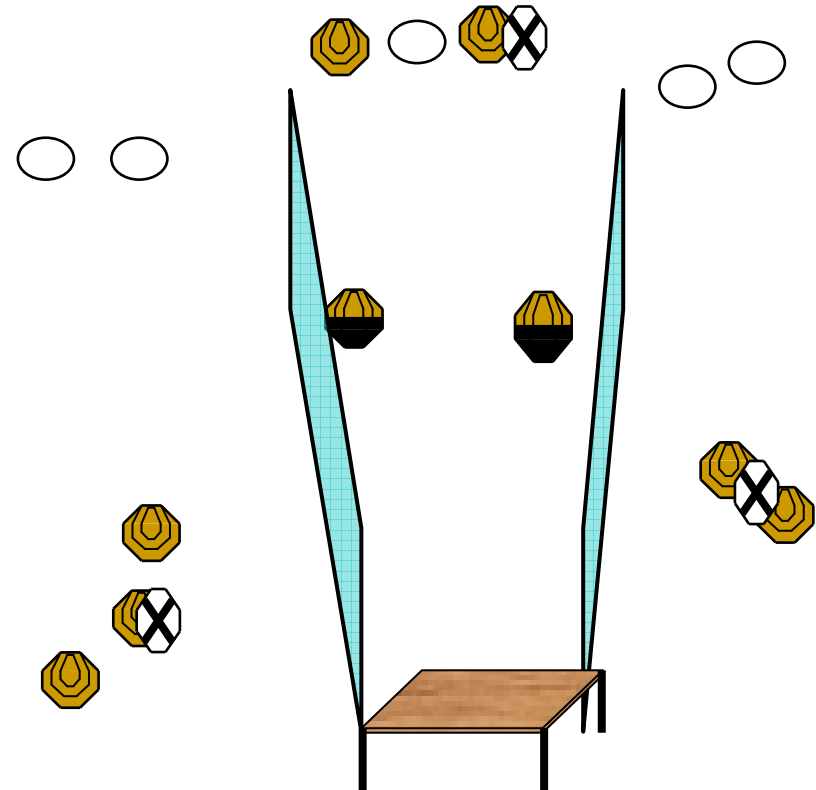
Min. Rounds: 23

Start: Audible Signal

Stop: Last shot

Briefing: Shooter starts at A standing relaxed hands at sides. Gun unloaded on table in demarcated area with all mags on table. On signal draw and shoot targets and poppers. All mags to be used must be taken off table when reloading.

Penalties: As per latest IPSC rules.



RANGE OFFICER BRIEFING

Stage 6: Apertures and moving

Targets: 15 IPSC Targets

2 Plates

3 Penalty targets

Scoring: Comstock

Distance: 10-15m

Min. Rounds: 32

Start: Audible Signal

Stop: Last shot

Briefing: Shooter any where in A gun loaded and holstered. Hands on head fingers interlaced. On signal shoot targets as seen while remaining in demarcated area. Opening door activates swinger which remains visible and will carry drop shot penalties.

Penalties: As per latest IPSC rules.

