

OPEN -- Overall Stage Results
MPSA Piet Retief League 15-10-2011
Printed October 15, 2011 at 19:50



Stage 1 -- Advance & Retreat

	PTS	TIME	HIT FACTOR	STAGE POINTS	STAGE PERCENT	COMPETITOR # Name
1	153	26.80	5.7090	160.0000	100.00	27 DeBeer, Johan
2	122	24.69	4.9413	138.4848	86.55	41 Becker, Dirk
3	158	32.06	4.9283	138.1201	86.33	23 Pretorius, Fanie
4	151	41.20	3.6650	102.7172	64.20	45 Weideman, Adre

STANDARD -- Overall Stage Results

MPSA Piet Retief League 15-10-2011

Printed October 15, 2011 at 19:50



Stage 1 -- Advance & Retreat

	PTS	TIME	HIT FACTOR	STAGE POINTS	STAGE PERCENT	COMPETITOR # Name
1	146	27.84	5.2443	160.0000	100.00	35 Greeff, Neil
2	149	30.36	4.9078	149.7342	93.58	26 Zorn, Paul
3	130	26.95	4.8237	147.1706	91.98	20 Looock, Paul
4	155	35.14	4.4109	134.5756	84.11	3 Stephansen, Nic
5	149	34.60	4.3064	131.3852	82.12	42 Becker, Rosco
6	148	35.16	4.2093	128.4249	80.27	44 Smit, Jaco
7	143	38.27	3.7366	114.0024	71.25	36 Greeff, Jean J
8	144	40.87	3.5234	107.4965	67.19	8 Kirk, Jan
9	136	42.00	3.2381	98.7930	61.75	29 Engelbrecht, Hendrik H
10	111	38.25	2.9020	88.5376	55.34	13 LeClus, Ray
11	88	31.09	2.8305	86.3572	53.97	6 Mouton, Paul
12	142	52.19	2.7208	83.0113	51.88	17 Geldenhuys, Louis L
13	155	57.74	2.6844	81.9014	51.19	28 Lakomski, Andre
14	148	55.14	2.6841	81.8901	51.18	7 Visagie, Francois
15	127	51.99	2.4428	74.5281	46.58	31 Reszka, Marek
16	128	59.61	2.1473	65.5130	40.95	32 Venske, Denzil
17	107	52.11	2.0533	62.6468	39.15	25 Van Deventer, Kyle
18	124	61.90	2.0032	61.1178	38.20	37 Gower, Ronnie R
19	103	57.79	1.7823	54.3777	33.99	30 Engelbrecht, Hugo
20	102	64.42	1.5834	48.3076	30.19	40 Johnsen, Thinus
21	131	89.94	1.4565	44.4380	27.77	1 Jacobs, Roan
22	75	72.21	1.0386	31.6884	19.81	2 Jacobs, Jurie
23	95	98.84	0.9611	29.3243	18.33	10 Visagie, Arrie
24	64	86.60	0.7390	22.5475	14.09	11 Visagie, Andre A

PRODUCTION -- Overall Stage Results

MPSA Piet Retief League 15-10-2011


Printed October 15, 2011 at 19:50



Stage 1 -- Advance & Retreat

	PTS	TIME	HIT FACTOR	STAGE POINTS	STAGE PERCENT	COMPETITOR # Name
1	148	31.18	4.7466	160.0000	100.00	39 DuPlessis, Francois
2	131	30.12	4.3493	146.6056	91.63	47 VanSchaik, Louwrens
3	130	31.05	4.1868	141.1290	88.21	46 LeRoux, Derick
4	119	29.26	4.0670	137.0904	85.68	21 Meyer, Andreas
5	148	40.09	3.6917	124.4400	77.78	33 Botha, Gideon
6	134	45.08	2.9725	100.1971	62.62	9 VanDerWalt, JP
7	148	50.90	2.9077	98.0118	61.26	19 Vanrensburg, Gert
8	146	52.04	2.8055	94.5692	59.11	16 Behrens, Shane S
9	119	43.33	2.7464	92.5748	57.86	22 Broodryk, Marius
10	100	37.95	2.6350	88.8224	55.51	34 VanDerBank, Willem
11	138	69.04	1.9988	67.3772	42.11	48 VanSchaik, Rika
12	103	59.52	1.7305	58.3322	36.46	43 Augoustinos, Mario M
13	119	69.65	1.7085	57.5917	35.99	15 Hartley, Chris C
14	150	93.04	1.6122	54.3445	33.97	18 Geldenhuys, Cheryl C

OPEN -- Overall Stage Results
MPSA Piet Retief League 15-10-2011
Printed October 15, 2011 at 19:50




Stage 2 -- Iscor

	PTS	TIME	HIT FACTOR	STAGE POINTS	STAGE PERCENT	COMPETITOR # Name
1	75	16.73	4.4830	75.0000	100.00	41 Becker, Dirk
2	60	16.28	3.6855	61.6585	82.21	27 DeBeer, Johan
3	50	16.94	2.9516	49.3802	65.84	23 Pretorius, Fanie
4	75	28.58	2.6242	43.9031	58.54	45 Weideman, Adre

STANDARD -- Overall Stage Results

MPSA Piet Retief League 15-10-2011

Printed October 15, 2011 at 19:50



Stage 2 -- Iscor

	PTS	TIME	HIT FACTOR	STAGE POINTS	STAGE PERCENT	COMPETITOR # Name
1	75	19.10	3.9267	75.0000	100.00	35 Greeff, Neil
2	75	19.18	3.9103	74.6872	99.58	20 Loock, Paul
3	75	21.61	3.4706	66.2887	88.39	42 Becker, Rosco
4	75	22.28	3.3662	64.2953	85.73	36 Greeff, Jean J
5	75	22.66	3.3098	63.2171	84.29	26 Zorn, Paul
6	75	24.83	3.0205	57.6923	76.92	29 Engelbrecht, Hendrik H
7	75	24.90	3.0120	57.5301	76.71	8 Kirk, Jan
8	75	26.10	2.8736	54.8851	73.18	13 LeClus, Ray
9	75	27.49	2.7283	52.1099	69.48	32 Venske, Denzil
10	75	28.06	2.6728	51.0513	68.07	44 Smit, Jaco
11	75	28.79	2.6051	49.7569	66.34	3 Stephansen, Nic
12	75	28.93	2.5925	49.5161	66.02	6 Mouton, Paul
13	75	29.64	2.5304	48.3300	64.44	7 Visagie, Francois
14	75	32.55	2.3041	44.0092	58.68	25 Van Deventer, Kyle
15	75	39.45	1.9011	36.3118	48.42	28 Lakomski, Andre
16	55	30.90	1.7799	33.9968	45.33	1 Jacobs, Roan
17	65	37.28	1.7436	33.3020	44.40	17 Geldenhuys, Louis L
18	75	49.86	1.5042	28.7304	38.31	30 Engelbrecht, Hugo
19	75	53.19	1.4100	26.9318	35.91	31 Reszka, Marek
20	75	63.41	1.1828	22.5911	30.12	37 Gower, Ronnie R
21	75	71.72	1.0457	19.9735	26.63	2 Jacobs, Jurie
22	75	86.27	0.8694	16.6048	22.14	10 Visagie, Arrie
23	75	87.04	0.8617	16.4580	21.94	11 Visagie, Andre A
24	0	12.67	0.0000	0.0000	0.00	40 Johnsen, Thinus

PRODUCTION -- Overall Stage Results

MPSA Piet Retief League 15-10-2011

Printed October 15, 2011 at 19:50



Stage 2 -- Iscor

	PTS	TIME	HIT FACTOR	STAGE POINTS	STAGE PERCENT	COMPETITOR # Name
1	75	19.21	3.9042	75.0000	100.00	46 LeRoux, Derick
2	75	24.17	3.1030	59.6090	79.48	39 DuPlessis, Francois
3	75	24.57	3.0525	58.6386	78.18	21 Meyer, Andreas
4	75	27.01	2.7767	53.3414	71.12	19 Vanrensburg, Gert
5	75	30.71	2.4422	46.9147	62.55	33 Botha, Gideon
6	60	25.24	2.3772	45.6656	60.89	47 VanSchaik, Louwrens
7	75	32.37	2.3170	44.5088	59.35	16 Behrens, Shane S
8	75	35.11	2.1361	41.0353	54.71	22 Broodryk, Marius
9	75	39.61	1.8935	36.3734	48.50	9 VanDerWalt, JP
10	75	40.29	1.8615	35.7595	47.68	34 VanDerBank, Willem
11	75	51.43	1.4583	28.0138	37.35	43 Augoustinos, Mario M
12	75	55.57	1.3496	25.9268	34.57	48 VanSchaik, Rika
13	75	63.84	1.1748	22.5681	30.09	18 Geldenhuys, Cheryl C
14	60	56.09	1.0697	20.5491	27.40	15 Hartley, Chris C

OPEN -- Overall Stage Results
MPSA Piet Retief League 15-10-2011
Printed October 15, 2011 at 19:50




Stage 3 -- On all Fours

	PTS	TIME	HIT FACTOR	STAGE POINTS	STAGE PERCENT	COMPETITOR # Name
1	133	26.74	4.9738	160.0000	100.00	41 Becker, Dirk
2	133	29.21	4.5532	146.4704	91.54	27 DeBeer, Johan
3	157	37.29	4.2102	135.4369	84.65	23 Pretorius, Fanie
4	146	64.27	2.2717	73.0759	45.67	45 Weideman, Adre

STANDARD -- Overall Stage Results

MPSA Piet Retief League 15-10-2011

Printed October 15, 2011 at 19:50



Stage 3 -- On all Fours

	PTS	TIME	HIT FACTOR	STAGE POINTS	STAGE PERCENT	COMPETITOR # Name
1	136	28.47	4.7770	160.0000	100.00	35 Greeff, Neil
2	153	32.39	4.7237	158.2155	98.88	42 Becker, Rosco
3	134	31.92	4.1980	140.6082	87.88	26 Zorn, Paul
4	133	34.14	3.8957	130.4838	81.55	44 Smit, Jaco
5	121	32.24	3.7531	125.7068	78.57	6 Mouton, Paul
6	119	36.40	3.2692	109.5000	68.44	20 Loock, Paul
7	131	40.84	3.2076	107.4371	67.15	29 Engelbrecht, Hendrik H
8	146	45.84	3.1850	106.6785	66.67	28 Lakomski, Andre
9	138	45.87	3.0085	100.7671	62.98	36 Greeff, Jean J
10	106	38.95	2.7214	91.1522	56.97	8 Kirk, Jan
11	135	52.43	2.5749	86.2427	53.90	32 Venske, Denzil
12	125	52.42	2.3846	79.8696	49.92	31 Reszka, Marek
13	102	43.07	2.3682	79.3220	49.58	13 LeClus, Ray
14	121	51.31	2.3582	78.9863	49.37	3 Stephansen, Nic
15	108	48.82	2.2122	74.0960	46.31	25 Van Deventer, Kyle
16	110	51.26	2.1459	71.8758	44.92	7 Visagie, Francois
17	123	60.70	2.0264	67.8711	42.42	1 Jacobs, Roan
18	110	54.75	2.0091	67.2941	42.06	37 Gower, Ronnie R
19	129	65.54	1.9683	65.9253	41.20	17 Geldenhuys, Louis L
20	100	54.74	1.8268	61.1876	38.24	2 Jacobs, Jurie
21	93	51.43	1.8083	60.5668	37.85	30 Engelbrecht, Hugo
22	122	76.52	1.5944	53.4015	33.38	40 Johnsen, Thinus
23	106	75.02	1.4130	47.3257	29.58	10 Visagie, Arrie
24	118	96.26	1.2258	41.0587	25.66	11 Visagie, Andre A

PRODUCTION -- Overall Stage Results

MPSA Piet Retief League 15-10-2011

Printed October 15, 2011 at 19:50



Stage 3 -- On all Fours

	PTS	TIME	HIT FACTOR	STAGE POINTS	STAGE PERCENT	COMPETITOR # Name
1	142	27.47	5.1693	160.0000	100.00	46 LeRoux, Derick
2	152	30.09	5.0515	156.3550	97.72	47 VanSchaik, Louwrens
3	138	29.91	4.6138	142.8081	89.26	21 Meyer, Andreas
4	139	32.19	4.3181	133.6547	83.53	39 DuPlessis, Francois
5	121	36.55	3.3105	102.4680	64.04	22 Broodryk, Marius
6	148	48.27	3.0661	94.9018	59.31	19 Vanrensburg, Gert
7	99	38.46	2.5741	79.6739	49.80	33 Botha, Gideon
8	107	43.01	2.4878	77.0025	48.13	16 Behrens, Shane S
9	99	43.35	2.2837	70.6865	44.18	34 VanDerBank, Willem
10	100	48.38	2.0670	63.9771	39.99	9 VanDerWalt, JP
11	62	43.79	1.4158	43.8235	27.39	43 Augoustinos, Mario M
12	106	79.12	1.3397	41.4677	25.92	48 VanSchaik, Rika
13	114	85.54	1.3327	41.2502	25.78	18 Geldenhuys, Cheryl C
14	86	68.64	1.2529	38.7803	24.24	15 Hartley, Chris C

OPEN -- Overall Stage Results
MPSA Piet Retief League 15-10-2011
Printed October 15, 2011 at 19:50



Stage 4 -- Om die Wereld

	PTS	TIME	HIT FACTOR	STAGE POINTS	STAGE PERCENT	COMPETITOR # Name
1	57	7.84	7.2704	80.0000	100.00	41 Becker, Dirk
2	69	10.68	6.4607	71.0901	88.86	27 DeBeer, Johan
3	73	12.74	5.7300	63.0499	78.81	23 Pretorius, Fanie
4	73	14.28	5.1120	56.2504	70.31	45 Weideman, Adre

STANDARD -- Overall Stage Results

MPSA Piet Retief League 15-10-2011

Printed October 15, 2011 at 19:50



Stage 4 -- Om die Wereld

	PTS	TIME	HIT FACTOR	STAGE POINTS	STAGE PERCENT	COMPETITOR # Name
1	70	10.12	6.9170	80.0000	100.00	26 Zorn, Paul
2	75	11.50	6.5217	75.4286	94.29	6 Mouton, Paul
3	68	11.26	6.0391	69.8462	87.31	29 Engelbrecht, Hendrik H
4	70	11.88	5.8923	68.1481	85.19	44 Smit, Jaco
5	72	12.54	5.7416	66.4060	83.01	8 Kirk, Jan
6	65	12.03	5.4032	62.4914	78.11	42 Becker, Rosco
7	74	14.22	5.2039	60.1873	75.23	28 Lakomski, Andre
8	54	10.74	5.0279	58.1516	72.69	32 Venske, Denzil
9	43	8.71	4.9369	57.0982	71.37	20 Loock, Paul
10	49	10.35	4.7343	54.7556	68.44	13 LeClus, Ray
11	60	13.66	4.3924	50.8011	63.50	17 Geldenhuys, Louis L
12	50	12.18	4.1051	47.4783	59.35	1 Jacobs, Roan
13	33	8.78	3.7585	43.4702	54.34	35 Greeff, Neil
14	55	15.18	3.6232	41.9048	52.38	3 Stephansen, Nic
15	43	13.55	3.1734	36.7030	45.88	2 Jacobs, Jurie
16	40	13.66	2.9283	33.8674	42.33	25 Van Deventer, Kyle
17	47	17.36	2.7074	31.3127	39.14	37 Gower, Ronnie R
18	64	25.39	2.5207	29.1534	36.44	31 Reszka, Marek
19	50	22.35	2.2371	25.8741	32.34	40 Johnsen, Thinus
20	28	18.80	1.4894	17.2255	21.53	36 Greeff, Jean J
21	25	18.02	1.3873	16.0457	20.06	7 Visagie, Francois
22	54	42.72	1.2640	14.6196	18.27	11 Visagie, Andre A
23	8	19.56	0.4090	4.7304	5.91	30 Engelbrecht, Hugo
24	0	19.48	0.0000	0.0000	0.00	10 Visagie, Arrie

PRODUCTION -- Overall Stage Results

MPSA Piet Retief League 15-10-2011

Printed October 15, 2011 at 19:50



Stage 4 -- Om die Wereld

	PTS	TIME	HIT FACTOR	STAGE POINTS	STAGE PERCENT	COMPETITOR # Name
1	54	8.99	6.0067	80.0000	100.00	21 Meyer, Andreas
2	56	11.03	5.0771	67.6189	84.52	39 DuPlessis, Francois
3	60	12.84	4.6729	62.2361	77.80	9 VanDerWalt, JP
4	58	12.67	4.5777	60.9687	76.21	16 Behrens, Shane S
5	62	14.99	4.1361	55.0866	68.86	33 Botha, Gideon
6	49	12.01	4.0799	54.3387	67.92	22 Broodryk, Marius
7	43	11.92	3.6074	48.0450	60.06	47 VanSchaik, Louwrens
8	60	20.27	2.9600	39.4233	49.28	15 Hartley, Chris C
9	58	19.67	2.9487	39.2717	49.09	19 Vanrensburg, Gert
10	52	20.04	2.5948	34.5590	43.20	43 Augoustinos, Mario M
11	33	13.54	2.4372	32.4602	40.58	46 LeRoux, Derick
12	27	14.91	1.8109	24.1180	30.15	34 VanDerBank, Willem
13	62	35.05	1.7689	23.5591	29.45	48 VanSchaik, Rika
14	37	23.70	1.5612	20.7926	25.99	18 Geldenhuys, Cheryl C

OPEN -- Overall Stage Results
MPSA Piet Retief League 15-10-2011
Printed October 15, 2011 at 19:50



Stage 5 -- Heartbeat

	PTS	TIME	HIT FACTOR	STAGE POINTS	STAGE PERCENT	COMPETITOR # Name
1	33	7.43	4.4415	40.0000	100.00	27 DeBeer, Johan
2	38	8.77	4.3330	39.0228	97.56	23 Pretorius, Fanie
3	10	6.08	1.6447	14.8126	37.03	41 Becker, Dirk
4	0	12.86	0.0000	0.0000	0.00	45 Weideman, Adre

STANDARD -- Overall Stage Results

MPSA Piet Retief League 15-10-2011

Printed October 15, 2011 at 19:50



Stage 5 -- Heartbeat

	PTS	TIME	HIT FACTOR	STAGE POINTS	STAGE PERCENT	COMPETITOR # Name
1	35	7.84	4.4643	40.0000	100.00	20 Loock, Paul
2	36	9.51	3.7855	33.9180	84.79	29 Engelbrecht, Hendrik H
3	37	10.96	3.3759	30.2482	75.62	26 Zorn, Paul
4	38	12.02	3.1614	28.3261	70.82	42 Becker, Rosco
5	39	12.56	3.1051	27.8217	69.55	44 Smit, Jaco
6	30	10.04	2.9880	26.7729	66.93	7 Visagie, Francois
7	32	14.68	2.1798	19.5313	48.83	31 Reszka, Marek
8	24	13.60	1.7647	15.8118	39.53	28 Lakomski, Andre
9	26	17.12	1.5187	13.6075	34.02	40 Johnsen, Thinus
10	13	8.81	1.4756	13.2213	33.05	32 Venske, Denzil
11	7	9.72	0.7202	6.4527	16.13	8 Kirk, Jan
12	7	10.00	0.7000	6.2720	15.68	13 LeClus, Ray
13	9	13.07	0.6886	6.1699	15.42	37 Gower, Ronnie R
14	18	32.43	0.5550	4.9732	12.43	10 Visagie, Arrie
15	4	7.30	0.5479	4.9096	12.27	35 Greeff, Neil
16	6	19.39	0.3094	2.7726	6.93	11 Visagie, Andre A
17	5	16.79	0.2978	2.6683	6.67	30 Engelbrecht, Hugo
18	0	11.59	0.0000	0.0000	0.00	1 Jacobs, Roan
19	0	8.18	0.0000	0.0000	0.00	25 Van Deventer, Kyle
20	0	15.95	0.0000	0.0000	0.00	36 Greeff, Jean J
21	0	13.95	0.0000	0.0000	0.00	6 Mouton, Paul
22	0	9.71	0.0000	0.0000	0.00	2 Jacobs, Jurie
23	0	27.71	0.0000	0.0000	0.00	17 Geldenhuys, Louis L
24	0	14.47	0.0000	0.0000	0.00	3 Stephansen, Nic

PRODUCTION -- Overall Stage Results

MPSA Piet Retief League 15-10-2011

Printed October 15, 2011 at 19:50



Stage 5 -- Heartbeat

	PTS	TIME	HIT FACTOR	STAGE POINTS	STAGE PERCENT	COMPETITOR # Name
1	38	10.51	3.6156	40.0000	100.00	47 VanSchaik, Louwrens
2	32	9.10	3.5165	38.9034	97.26	46 LeRoux, Derick
3	38	11.65	3.2618	36.0858	90.21	19 Vanrensburg, Gert
4	28	10.33	2.7106	29.9873	74.97	39 DuPlessis, Francois
5	32	12.92	2.4768	27.4010	68.50	33 Botha, Gideon
6	30	12.34	2.4311	26.8958	67.24	21 Meyer, Andreas
7	24	12.79	1.8765	20.7596	51.90	22 Broodryk, Marius
8	25	16.52	1.5133	16.7421	41.86	48 VanSchaik, Rika
9	32	22.66	1.4122	15.6232	39.06	9 VanDerWalt, JP
10	19	15.48	1.2274	13.5788	33.95	43 Augoustinos, Mario M
11	15	18.93	0.7924	8.7664	21.92	18 Geldenhuys, Cheryl C
12	5	12.06	0.4146	4.5867	11.47	34 VanDerBank, Willem
13	0	14.31	0.0000	0.0000	0.00	15 Hartley, Chris C
14	0	9.78	0.0000	0.0000	0.00	16 Behrens, Shane S

OPEN -- Overall Stage Results
MPSA Piet Retief League 15-10-2011
Printed October 15, 2011 at 19:50



Stage 6 -- Don't Miss

	PTS	TIME	HIT FACTOR	STAGE POINTS	STAGE PERCENT	COMPETITOR # Name
1	39	6.03	6.4677	40.0000	100.00	23 Pretorius, Fanie
2	38	6.49	5.8552	36.2119	90.53	27 DeBeer, Johan
3	34	7.21	4.7157	29.1646	72.91	45 Weideman, Adre
4	17	4.72	3.6017	22.2751	55.69	41 Becker, Dirk

STANDARD -- Overall Stage Results

MPSA Piet Retief League 15-10-2011

Printed October 15, 2011 at 19:50



Stage 6 -- Don't Miss

	PTS	TIME	HIT FACTOR	STAGE POINTS	STAGE PERCENT	COMPETITOR # Name
1	33	5.24	6.2977	40.0000	100.00	20 Loock, Paul
2	26	5.83	4.4597	28.3258	70.81	35 Greeff, Neil
3	29	6.70	4.3284	27.4916	68.73	7 Visagie, Francois
4	30	7.36	4.0761	25.8893	64.72	26 Zorn, Paul
5	32	8.55	3.7427	23.7718	59.43	6 Mouton, Paul
6	26	7.36	3.5326	22.4374	56.09	8 Kirk, Jan
7	20	5.93	3.3727	21.4216	53.55	42 Becker, Rosco
8	27	8.61	3.1359	19.9176	49.79	3 Stephansen, Nic
9	35	11.46	3.0541	19.3982	48.50	36 Greeff, Jean J
10	30	10.07	2.9791	18.9221	47.31	17 Geldenhuys, Louis L
11	35	12.60	2.7778	17.6431	44.11	28 Lakowski, Andre
12	26	9.77	2.6612	16.9027	42.26	32 Venske, Denzil
13	18	9.09	1.9802	12.5773	31.44	13 LeClus, Ray
14	22	11.16	1.9713	12.5209	31.30	10 Visagie, Arrie
15	34	21.38	1.5903	10.1006	25.25	11 Visagie, Andre A
16	15	12.20	1.2295	7.8092	19.52	44 Smit, Jaco
17	9	9.42	0.9554	6.0683	15.17	29 Engelbrecht, Hendrik H
18	13	17.79	0.7307	4.6414	11.60	31 Reszka, Marek
19	10	15.02	0.6658	4.2287	10.57	25 Van Deventer, Kyle
20	5	24.14	0.2071	1.3156	3.29	30 Engelbrecht, Hugo
21	0	14.70	0.0000	0.0000	0.00	1 Jacobs, Roan
22	0	19.57	0.0000	0.0000	0.00	37 Gower, Ronnie R
23	0	20.19	0.0000	0.0000	0.00	40 Johnsen, Thinus
24	0	18.68	0.0000	0.0000	0.00	2 Jacobs, Jurie

PRODUCTION -- Overall Stage Results

MPSA Piet Retief League 15-10-2011

Printed October 15, 2011 at 19:50



Stage 6 -- Don't Miss

	PTS	TIME	HIT FACTOR	STAGE POINTS	STAGE PERCENT	COMPETITOR # Name
1	28	6.59	4.2489	40.0000	100.00	46 LeRoux, Derick
2	32	7.96	4.0201	37.8464	94.62	47 VanSchaik, Louwrens
3	36	10.87	3.3119	31.1789	77.95	19 Vanrensborg, Gert
4	30	10.56	2.8409	26.7451	66.86	9 VanDerWalt, JP
5	22	8.14	2.7027	25.4440	63.61	39 DuPlessis, Francois
6	24	9.24	2.5974	24.4527	61.13	21 Meyer, Andreas
7	15	10.96	1.3686	12.8845	32.21	34 VanDerBank, Willem
8	11	10.13	1.0859	10.2228	25.56	22 Broodryk, Marius
9	21	19.92	1.0542	9.9247	24.81	48 VanSchaik, Rika
10	9	9.44	0.9534	8.9755	22.44	16 Behrens, Shane S
11	11	12.30	0.8943	8.4193	21.05	15 Hartley, Chris C
12	11	15.51	0.7092	6.6768	16.69	33 Botha, Gideon
13	11	20.88	0.5268	4.9596	12.40	43 Augoustinos, Mario M
14	0	37.10	0.0000	0.0000	0.00	18 Geldenhuys, Cheryl C

OPEN -- Overall Stage Results
MPSA Piet Retief League 15-10-2011
Printed October 15, 2011 at 19:50



Stage 7 -- We all Hate Standards

	PTS	TIME	HIT FACTOR	STAGE POINTS	STAGE PERCENT	COMPETITOR # Name
1	98	39.68	2.4698	120.0000	100.00	45 Weideman, Adre
2	77	35.22	2.1863	106.2254	88.52	27 DeBeer, Johan
3	50	36.78	1.3594	66.0519	55.04	23 Pretorius, Fanie
4	10	33.28	0.3005	14.5997	12.17	41 Becker, Dirk

STANDARD -- Overall Stage Results

MPSA Piet Retief League 15-10-2011

Printed October 15, 2011 at 19:50



Stage 7 -- We all Hate Standards

	PTS	TIME	HIT FACTOR	STAGE POINTS	STAGE PERCENT	COMPETITOR # Name
1	93	38.30	2.4282	120.0000	100.00	26 Zorn, Paul
2	87	40.12	2.1685	107.1656	89.30	29 Engelbrecht, Hendrik H
3	74	38.28	1.9331	95.5338	79.61	42 Becker, Rosco
4	79	46.05	1.7155	84.7802	70.65	20 Looock, Paul
5	103	70.69	1.4571	72.0073	60.01	28 Lakomski, Andre
6	53	40.22	1.3178	65.1225	54.27	44 Smit, Jaco
7	34	33.89	1.0032	49.5798	41.32	7 Visagie, Francois
8	23	32.97	0.6976	34.4751	28.73	6 Mouton, Paul
9	14	29.23	0.4790	23.6699	19.72	35 Greeff, Neil
10	29	77.57	0.3739	18.4757	15.40	40 Johnsen, Thinus
11	4	45.51	0.0879	4.3436	3.62	17 Geldenhuys, Louis L
12	0	48.08	0.0000	0.0000	0.00	11 Visagie, Andre A
13	0	44.46	0.0000	0.0000	0.00	30 Engelbrecht, Hugo
14	0	74.10	0.0000	0.0000	0.00	10 Visagie, Arrie
15	0	49.06	0.0000	0.0000	0.00	37 Gower, Ronnie R
16	0	65.88	0.0000	0.0000	0.00	1 Jacobs, Roan
17	0	60.60	0.0000	0.0000	0.00	31 Reszka, Marek
18	0	35.13	0.0000	0.0000	0.00	32 Venske, Denzil
19	0	33.93	0.0000	0.0000	0.00	36 Greeff, Jean J
20	0	43.21	0.0000	0.0000	0.00	2 Jacobs, Jurie
21	0	35.76	0.0000	0.0000	0.00	8 Kirk, Jan
22	0	38.34	0.0000	0.0000	0.00	3 Stephansen, Nic
23	0	34.36	0.0000	0.0000	0.00	13 LeClus, Ray
24	0	51.84	0.0000	0.0000	0.00	25 Van Deventer, Kyle

PRODUCTION -- Overall Stage Results

MPSA Piet Retief League 15-10-2011

Printed October 15, 2011 at 19:50



Stage 7 -- We all Hate Standards

	PTS	TIME	HIT FACTOR	STAGE POINTS	STAGE PERCENT	COMPETITOR # Name
1	67	50.02	1.3395	120.0000	100.00	47 VanSchaik, Louwrens
2	54	55.60	0.9712	87.0100	72.51	9 VanDerWalt, JP
3	30	43.37	0.6917	61.9701	51.64	33 Botha, Gideon
4	31	47.40	0.6540	58.5914	48.83	19 Vanrensburg, Gert
5	27	41.89	0.6445	57.7436	48.12	46 LeRoux, Derick
6	8	34.14	0.2343	20.9931	17.49	21 Meyer, Andreas
7	13	66.28	0.1961	17.5716	14.64	22 Broodryk, Marius
8	0	42.56	0.0000	0.0000	0.00	16 Behrens, Shane S
9	0	48.24	0.0000	0.0000	0.00	34 VanDerBank, Willem
10	0	52.07	0.0000	0.0000	0.00	43 Augoustinos, Mario M
11	0	38.38	0.0000	0.0000	0.00	39 DuPlessis, Francois
12	0	54.56	0.0000	0.0000	0.00	15 Hartley, Chris C
13	0	106.80	0.0000	0.0000	0.00	48 VanSchaik, Rika
14	0	50.32	0.0000	0.0000	0.00	18 Geldenhuys, Cheryl C

MPSA Piet Retief League 15-10-2011

Printed October 15, 2011 at 19:50



Disqualified Shooters

<u>No.</u>	<u>Name</u>
------------	-------------

4	Prinsloo, Johan
5	Dirsuwei, Heinz
12	Grobler, Cobus C
14	Hartley, Carla
24	Nhlapo, Mandla
38	Grobbelaar, Geo