

OPEN -- Overall Stage Results
MPSA League - 20110611 - White River
Printed June 12, 2011 at 12:23



Stage 1 -- Out House

	PTS	TIME	HIT FACTOR	STAGE POINTS	STAGE PERCENT	COMPETITOR # Name
1	118	19.72	5.9838	125.0000	100.00	44 Pretorius, Fanie
2	109	20.78	5.2454	109.5761	87.66	29 Becker, Dirk
3	120	23.11	5.1926	108.4716	86.78	28 DeBeer, Johan
4	117	25.81	4.5331	94.6962	75.76	1 Grobler, Flippie
5	116	30.56	3.7958	79.2939	63.44	8 Roodt, Faan
6	121	33.13	3.6523	76.2955	61.04	41 Weideman, Adre

STANDARD -- Overall Stage Results

MPSA League - 20110611 - White River

Printed June 12, 2011 at 12:23



Stage 1 -- Out House

	PTS	TIME	HIT FACTOR	STAGE POINTS	STAGE PERCENT	COMPETITOR # Name
1	117	22.61	5.1747	125.0000	100.00	11 Greeff, Neil
2	119	25.51	4.6648	112.6837	90.15	30 Becker, Rosco
3	112	24.33	4.6034	111.1989	88.96	22 Zorn, Paul
4	116	26.17	4.4326	107.0727	85.66	39 VanTonder, Andre
5	107	25.56	4.1862	101.1225	80.90	16 Snyder, Henk H
6	115	28.77	3.9972	96.5568	77.25	32 Smit, Jaco
7	111	27.86	3.9842	96.2424	76.99	37 Venske, Denzil
8	117	29.65	3.9460	95.3204	76.26	5 Kirk, Jan
9	118	30.48	3.8714	93.5173	74.81	35 Prinsloo, Johan
10	112	32.73	3.4219	82.6602	66.13	27 LeClus, Ray
11	109	31.91	3.4159	82.5134	66.01	9 Geldenhuys, Louis L
12	103	31.67	3.2523	78.5622	62.85	45 Dirsuwei, Heinz
13	117	37.96	3.0822	74.4534	59.56	25 Lakomski, Andre
14	115	37.93	3.0319	73.2385	58.59	2 Pretorius, Marius
15	75	26.47	2.8334	68.4435	54.75	24 Engelbrecht, Hendrik H
16	81	30.24	2.6786	64.7035	51.76	42 Greeff, Jean J
17	81	30.95	2.6171	63.2192	50.58	6 Van Niekerk, Johan J
18	111	49.41	2.2465	54.2666	43.41	26 Reszka, Marek
19	92	46.44	1.9811	47.8542	38.28	38 Stephansen, Nic
20	113	59.49	1.8995	45.8838	36.71	21 Bester, Cas
21	48	45.32	1.0591	25.5844	20.47	17 Snyder, Miranda M
22	82	81.96	1.0005	24.1678	19.33	33 Visagie, Arrie
23	75	81.68	0.9182	22.1804	17.74	4 Nhlapo, Mandla
24	22	46.05	0.4777	11.5403	9.23	12 England, Dave D
25	36	88.97	0.4046	9.7743	7.82	19 Botha, Daleen

PRODUCTION -- Overall Stage Results

MPSA League - 20110611 - White River

Printed June 12, 2011 at 12:23



Stage 1 -- Out House

	PTS	TIME	HIT FACTOR	STAGE POINTS	STAGE PERCENT	COMPETITOR # Name
1	121	20.88	5.7950	125.0000	100.00	14 VanSchaik, Louwrens
2	121	21.90	5.5251	119.1781	95.34	34 Grobbelaar, Geo
3	115	23.49	4.8957	105.6015	84.48	31 Looock, Paul
4	107	22.55	4.7450	102.3511	81.88	43 LeRoux, Derick
5	115	27.38	4.2001	90.5982	72.48	20 Botha, Daniell
6	113	29.08	3.8858	83.8184	67.05	36 DuPlessis, Francois
7	109	31.46	3.4647	74.7348	59.79	18 Botha, Gideon
8	115	35.68	3.2231	69.5229	55.62	3 Janse Van Rensburg, Ge
9	100	31.13	3.2123	69.2909	55.43	46 VanDerBank, Willem
10	105	43.04	2.4396	52.6226	42.10	7 Behrens, Shane S
11	111	52.11	2.1301	45.9470	36.76	15 VanSchaik, Rika
12	79	42.24	1.8703	40.3421	32.27	13 Augoustinos, Mario
13	104	59.78	1.7397	37.5260	30.02	10 Geldenhuys, Cheryl C

OPEN -- Overall Stage Results
MPSA League - 20110611 - White River
Printed June 12, 2011 at 12:23




Stage 2 -- Standards

	PTS	TIME	HIT FACTOR	STAGE POINTS	STAGE PERCENT	COMPETITOR # Name
1	115	21.81	5.2728	120.0000	100.00	44 Pretorius, Fanie
2	100	21.40	4.6729	106.3470	88.62	1 Grobler, Flippie
3	117	25.16	4.6502	105.8313	88.19	29 Becker, Dirk
4	98	28.77	3.4063	77.5221	64.60	8 Roodt, Faan
5	85	33.11	2.5672	58.4250	48.69	28 DeBeer, Johan
6	64	30.83	2.0759	47.2439	39.37	41 Weideman, Adre

STANDARD -- Overall Stage Results

MPSA League - 20110611 - White River

Printed June 12, 2011 at 12:23




Stage 2 -- Standards

	PTS	TIME	HIT FACTOR	STAGE POINTS	STAGE PERCENT	COMPETITOR # Name
1	100	21.43	4.6664	120.0000	100.00	11 Greeff, Neil
2	106	23.67	4.4782	115.1625	95.97	37 Venske, Denzil
3	112	26.10	4.2912	110.3522	91.96	38 Stephansen, Nic
4	93	24.13	3.8541	99.1126	82.59	39 VanTonder, Andre
5	109	28.52	3.8219	98.2834	81.90	22 Zorn, Paul
6	88	25.64	3.4321	88.2608	73.55	35 Prinsloo, Johan
7	77	22.95	3.3551	86.2803	71.90	42 Greeff, Jean J
8	100	30.07	3.3256	85.5205	71.27	45 Dirsuwei, Heinz
9	87	28.57	3.0452	78.3091	65.26	6 Van Niekerk, Johan J
10	96	31.66	3.0322	77.9765	64.98	30 Becker, Rosco
11	102	35.05	2.9101	74.8369	62.36	12 England, Dave D
12	110	38.15	2.8834	74.1484	61.79	25 Lakomski, Andre
13	116	40.53	2.8621	73.6012	61.33	24 Engelbrecht, Hendrik H
14	82	37.73	2.1733	55.8895	46.57	2 Pretorius, Marius
15	50	25.07	1.9944	51.2884	42.74	32 Smit, Jaco
16	80	49.07	1.6303	41.9254	34.94	26 Reszka, Marek
17	51	33.65	1.5156	38.9752	32.48	5 Kirk, Jan
18	90	62.63	1.4370	36.9542	30.80	21 Bester, Cas
19	22	32.45	0.6780	17.4346	14.53	9 Geldenhuys, Louis L
20	18	27.39	0.6572	16.8999	14.08	27 LeClus, Ray
21	34	53.83	0.6316	16.2427	13.54	17 Snyder, Miranda M
22	51	81.44	0.6262	16.1041	13.42	4 Nhlapo, Mandla
23	18	95.37	0.1887	4.8536	4.04	19 Botha, Daleen
24	0	31.42	0.0000	0.0000	0.00	16 Snyder, Henk H
25	0	66.63	0.0000	0.0000	0.00	33 Visagie, Arrie

PRODUCTION -- Overall Stage Results

MPSA League - 20110611 - White River

Printed June 12, 2011 at 12:23



Stage 2 -- Standards

	PTS	TIME	HIT FACTOR	STAGE POINTS	STAGE PERCENT	COMPETITOR # Name
1	101	21.33	4.7351	120.0000	100.00	31 Loock, Paul
2	98	22.26	4.4025	111.5711	92.98	43 LeRoux, Derick
3	102	26.70	3.8202	96.8143	80.68	14 VanSchaik, Louwrens
4	99	26.27	3.7686	95.5049	79.59	34 Grobbelaar, Geo
5	87	28.29	3.0753	77.9358	64.95	36 DuPlessis, Francois
6	87	31.35	2.7751	70.3287	58.61	20 Botha, Daniell
7	102	40.18	2.5386	64.3341	53.61	3 Janse Van Rensburg, Ge
8	84	36.88	2.2777	57.7217	48.10	18 Botha, Gideon
9	83	39.06	2.1249	53.8513	44.88	13 Augoustinos, Mario
10	70	37.88	1.8479	46.8316	39.03	7 Behrens, Shane S
11	76	41.88	1.8147	45.9894	38.32	15 VanSchaik, Rika
12	53	43.00	1.2326	31.2362	26.03	46 VanDerBank, Willem
13	0	44.92	0.0000	0.0000	0.00	10 Geldenhuys, Cheryl C

OPEN -- Overall Stage Results
MPSA League - 20110611 - White River
Printed June 12, 2011 at 12:23




Stage 3 -- Perpetual Motion

	PTS	TIME	HIT FACTOR	STAGE POINTS	STAGE PERCENT	COMPETITOR # Name
1	39	4.86	8.0247	45.0000	100.00	29 Becker, Dirk
2	34	6.73	5.0520	28.3301	62.96	44 Pretorius, Fanie
3	25	7.48	3.3422	18.7423	41.65	28 DeBeer, Johan
4	24	7.76	3.0928	17.3434	38.54	8 Roodt, Faan
5	14	7.42	1.8868	10.5806	23.51	1 Grobler, Flippie
6	1	8.94	0.1119	0.6273	1.39	41 Weideman, Adre

STANDARD -- Overall Stage Results

MPSA League - 20110611 - White River

Printed June 12, 2011 at 12:23



Stage 3 -- Perpetual Motion

	PTS	TIME	HIT FACTOR	STAGE POINTS	STAGE PERCENT	COMPETITOR # Name
1	35	7.76	4.5103	45.0000	100.00	32 Smit, Jaco
2	33	7.76	4.2526	42.4286	94.29	22 Zorn, Paul
3	31	9.03	3.4330	34.2515	76.11	24 Engelbrecht, Hendrik H
4	42	13.04	3.2209	32.1350	71.41	25 Lakomski, Andre
5	35	11.25	3.1111	31.0400	68.98	16 Snyder, Henk H
6	21	7.15	2.9371	29.3035	65.12	30 Becker, Rosco
7	33	11.40	2.8947	28.8812	64.18	39 VanTonder, Andre
8	25	9.05	2.7624	27.5612	61.25	5 Kirk, Jan
9	30	11.67	2.5707	25.6482	57.00	35 Prinsloo, Johan
10	18	7.56	2.3810	23.7551	52.79	42 Greeff, Jean J
11	23	10.91	2.1082	21.0334	46.74	26 Reszka, Marek
12	23	11.11	2.0702	20.6548	45.90	12 England, Dave D
13	35	19.57	1.7885	17.8436	39.65	33 Visagie, Arrie
14	13	8.24	1.5777	15.7406	34.98	45 Dirsuwei, Heinz
15	31	20.44	1.5166	15.1317	33.63	38 Stephansen, Nic
16	15	14.35	1.0453	10.4291	23.18	37 Venske, Denzil
17	10	11.38	0.8787	8.7673	19.48	11 Greeff, Neil
18	29	46.01	0.6303	6.2886	13.97	19 Botha, Daleen
19	16	41.25	0.3879	3.8699	8.60	4 Nhlapo, Mandla
20	0	8.85	0.0000	0.0000	0.00	27 LeClus, Ray
21	0	12.54	0.0000	0.0000	0.00	21 Bester, Cas
22	0	19.82	0.0000	0.0000	0.00	17 Snyder, Miranda M
23	0	8.25	0.0000	0.0000	0.00	6 Van Niekerk, Johan J
24	0	9.09	0.0000	0.0000	0.00	9 Geldenhuys, Louis L
25	0	10.86	0.0000	0.0000	0.00	2 Pretorius, Marius

PRODUCTION -- Overall Stage Results

MPSA League - 20110611 - White River

Printed June 12, 2011 at 12:23



Stage 3 -- Perpetual Motion

	PTS	TIME	HIT FACTOR	STAGE POINTS	STAGE PERCENT	COMPETITOR # Name
1	39	9.19	4.2437	45.0000	100.00	36 DuPlessis, Francois
2	22	5.40	4.0741	43.2008	96.00	31 Loock, Paul
3	20	5.16	3.8760	41.1002	91.33	43 LeRoux, Derick
4	33	9.44	3.4958	37.0685	82.37	18 Botha, Gideon
5	21	8.29	2.5332	26.8614	59.69	20 Botha, Daniell
6	18	8.66	2.0785	22.0403	48.98	34 Grobbelaar, Geo
7	27	14.30	1.8881	20.0212	44.49	13 Augoustinos, Mario
8	10	6.29	1.5898	16.8583	37.46	14 VanSchaik, Louwrens
9	23	16.82	1.3674	14.4999	32.22	7 Behrens, Shane S
10	18	13.35	1.3483	14.2973	31.77	10 Geldenhuys, Cheryl C
11	37	30.62	1.2084	12.8133	28.47	15 VanSchaik, Rika
12	0	10.08	0.0000	0.0000	0.00	3 Janse Van Rensburg, Ge
13	0	7.61	0.0000	0.0000	0.00	46 VanDerBank, Willem

OPEN -- Overall Stage Results
MPSA League - 20110611 - White River
Printed June 12, 2011 at 12:23



Stage 4 -- Left Right and Center

	PTS	TIME	HIT FACTOR	STAGE POINTS	STAGE PERCENT	COMPETITOR # Name
1	157	22.20	7.0721	160.0000	100.00	29 Becker, Dirk
2	152	24.15	6.2940	142.3967	89.00	28 DeBeer, Johan
3	140	23.17	6.0423	136.7021	85.44	44 Pretorius, Fanie
4	147	29.57	4.9713	112.4707	70.29	41 Weideman, Adre
5	117	25.24	4.6355	104.8745	65.55	1 Grobler, Flippie
6	144	43.80	3.2877	74.3809	46.49	8 Roodt, Faan

STANDARD -- Overall Stage Results

MPSA League - 20110611 - White River

Printed June 12, 2011 at 12:23



Stage 4 -- Left Right and Center

	PTS	TIME	HIT FACTOR	STAGE POINTS	STAGE PERCENT	COMPETITOR # Name
1	149	24.55	6.0692	160.0000	100.00	39 VanTonder, Andre
2	153	28.37	5.3930	142.1731	88.86	22 Zorn, Paul
3	153	28.39	5.3892	142.0729	88.80	32 Smit, Jaco
4	135	30.98	4.3577	114.8782	71.80	37 Venske, Denzil
5	105	25.16	4.1733	110.0180	68.76	11 Greeff, Neil
6	148	36.91	4.0098	105.7068	66.07	45 Dirsuwei, Heinz
7	131	33.39	3.9233	103.4285	64.64	30 Becker, Rosco
8	146	39.05	3.7388	98.5637	61.60	24 Engelbrecht, Hendrik H
9	131	35.36	3.7048	97.6662	61.04	5 Kirk, Jan
10	135	36.85	3.6635	96.5787	60.36	38 Stephansen, Nic
11	123	34.82	3.5325	93.1240	58.20	35 Prinsloo, Johan
12	149	42.60	3.4977	92.2066	57.63	16 Snyder, Henk H
13	146	43.12	3.3859	89.2605	55.79	26 Reszka, Marek
14	108	32.05	3.3697	88.8344	55.52	6 Van Niekerk, Johan J
15	134	42.70	3.1382	82.7298	51.71	17 Snyder, Miranda M
16	123	43.00	2.8605	75.4088	47.13	25 Lakomski, Andre
17	124	44.84	2.7654	72.9023	45.56	27 LeClus, Ray
18	91	33.59	2.7091	71.4195	44.64	42 Greeff, Jean J
19	104	42.18	2.4656	64.9998	40.62	2 Pretorius, Marius
20	145	65.23	2.2229	58.6011	36.63	33 Visagie, Arrie
21	118	67.66	1.7440	45.9764	28.74	21 Bester, Cas
22	95	57.92	1.6402	43.2395	27.02	9 Geldenhuys, Louis L
23	63	42.80	1.4720	38.8045	24.25	12 England, Dave D
24	98	87.64	1.1182	29.4787	18.42	4 Nhlapo, Mandla
25	36	93.32	0.3858	10.1698	6.36	19 Botha, Daleen

PRODUCTION -- Overall Stage Results

MPSA League - 20110611 - White River

Printed June 12, 2011 at 12:23



Stage 4 -- Left Right and Center

	PTS	TIME	HIT FACTOR	STAGE POINTS	STAGE PERCENT	COMPETITOR # Name
1	146	24.05	6.0707	160.0000	100.00	31 Loock, Paul
2	106	20.93	5.0645	133.4808	83.43	43 LeRoux, Derick
3	134	27.89	4.8046	126.6306	79.14	14 VanSchaik, Louwrens
4	123	27.84	4.4181	116.4443	72.78	34 Grobbelaar, Geo
5	108	32.76	3.2967	86.8885	54.31	20 Botha, Daniell
6	119	36.84	3.2302	85.1353	53.21	36 DuPlessis, Francois
7	116	36.29	3.1965	84.2468	52.65	18 Botha, Gideon
8	122	41.99	2.9055	76.5766	47.86	3 Janse Van Rensburg, Ge
9	89	31.98	2.7830	73.3489	45.84	46 VanDerBank, Willem
10	141	51.44	2.7411	72.2438	45.15	15 VanSchaik, Rika
11	105	53.69	1.9557	51.5440	32.21	7 Behrens, Shane S
12	110	59.21	1.8578	48.9643	30.60	13 Augoustinos, Mario
13	137	81.36	1.6839	44.3805	27.74	10 Geldenhuys, Cheryl C

OPEN -- Overall Stage Results
MPSA League - 20110611 - White River
Printed June 12, 2011 at 12:23



Stage 5 -- Swing Around Tyres

	PTS	TIME	HIT FACTOR	STAGE POINTS	STAGE PERCENT	COMPETITOR # Name
1	45	5.75	7.8261	45.0000	100.00	29 Becker, Dirk
2	44	7.04	6.2500	35.9375	79.86	41 Weideman, Adre
3	44	7.20	6.1111	35.1389	78.09	44 Pretorius, Fanie
4	41	7.17	5.7183	32.8801	73.07	1 Grobler, Flippie
5	45	9.46	4.7569	27.3520	60.78	8 Roodt, Faan
6	30	7.29	4.1152	23.6625	52.58	28 DeBeer, Johan

STANDARD -- Overall Stage Results

MPSA League - 20110611 - White River

Printed June 12, 2011 at 12:23



Stage 5 -- Swing Around Tyres

	PTS	TIME	HIT FACTOR	STAGE POINTS	STAGE PERCENT	COMPETITOR # Name
1	45	7.03	6.4011	45.0000	100.00	32 Smit, Jaco
2	45	7.78	5.7841	40.6620	90.36	16 Snyder, Henk H
3	45	7.92	5.6818	39.9432	88.76	22 Zorn, Paul
4	39	7.25	5.3793	37.8166	84.04	30 Becker, Rosco
5	41	7.74	5.2972	37.2390	82.75	42 Greeff, Jean J
6	45	9.44	4.7669	33.5117	74.47	37 Venske, Denzil
7	45	9.51	4.7319	33.2650	73.92	5 Kirk, Jan
8	39	8.59	4.5402	31.9173	70.93	11 Greeff, Neil
9	44	9.72	4.5267	31.8230	70.72	35 Prinsloo, Johan
10	43	9.51	4.5216	31.7865	70.64	9 Geldenhuys, Louis L
11	43	9.57	4.4932	31.5873	70.19	24 Engelbrecht, Hendrik H
12	43	10.02	4.2914	30.1687	67.04	38 Stephansen, Nic
13	41	11.95	3.4310	24.1197	53.60	6 Van Niekerk, Johan J
14	43	13.03	3.3001	23.1995	51.55	26 Reszka, Marek
15	45	15.48	2.9070	20.4360	45.41	39 VanTonder, Andre
16	39	14.06	2.7738	19.5000	43.33	2 Pretorius, Marius
17	30	11.55	2.5974	18.2597	40.58	25 Lakomski, Andre
18	44	18.10	2.4309	17.0895	37.98	45 Dirsuwei, Heinz
19	45	19.64	2.2912	16.1074	35.79	21 Bester, Cas
20	45	21.36	2.1067	14.8104	32.91	33 Visagie, Arrie
21	42	21.97	1.9117	13.4392	29.86	12 England, Dave D
22	43	26.25	1.6381	11.5158	25.59	27 LeClus, Ray
23	28	29.24	0.9576	6.7319	14.96	4 Nhlapo, Mandla
24	18	25.18	0.7149	5.0254	11.17	17 Snyder, Miranda M
25	11	54.14	0.2032	1.4283	3.17	19 Botha, Daleen

PRODUCTION -- Overall Stage Results

MPSA League - 20110611 - White River

Printed June 12, 2011 at 12:23



Stage 5 -- Swing Around Tyres

	PTS	TIME	HIT FACTOR	STAGE POINTS	STAGE PERCENT	COMPETITOR # Name
1	43	6.97	6.1693	45.0000	100.00	31 Loock, Paul
2	45	7.50	6.0000	43.7651	97.26	14 VanSchaik, Louwrens
3	39	7.40	5.2703	38.4423	85.43	20 Botha, Daniell
4	45	8.59	5.2386	38.2117	84.91	43 LeRoux, Derick
5	41	8.00	5.1250	37.3827	83.07	34 Grobbelaar, Geo
6	45	9.82	4.5825	33.4255	74.28	36 DuPlessis, Francois
7	45	11.70	3.8462	28.0546	62.34	18 Botha, Gideon
8	41	11.29	3.6315	26.4891	58.86	46 VanDerBank, Willem
9	43	12.59	3.4154	24.9126	55.36	7 Behrens, Shane S
10	43	13.02	3.3026	24.0899	53.53	3 Janse Van Rensburg, Ge
11	43	16.23	2.6494	19.3253	42.95	15 VanSchaik, Rika
12	45	18.44	2.4403	17.8003	39.56	10 Geldenhuys, Cheryl C
13	28	15.09	1.8555	13.5346	30.08	13 Augoustinos, Mario

OPEN -- Overall Stage Results
MPSA League - 20110611 - White River
Printed June 12, 2011 at 12:23




Stage 6 -- Apertures and Moving

	PTS	TIME	HIT FACTOR	STAGE POINTS	STAGE PERCENT	COMPETITOR # Name
1	127	18.42	6.8947	130.0000	100.00	29 Becker, Dirk
2	125	20.55	6.0827	114.6905	88.22	44 Pretorius, Fanie
3	114	21.18	5.3824	101.4865	78.07	28 DeBeer, Johan
4	126	24.41	5.1618	97.3267	74.87	41 Weideman, Adre
5	119	24.07	4.9439	93.2181	71.71	8 Roodt, Faan
6	112	25.28	4.4304	83.5353	64.26	1 Grobler, Flippie

STANDARD -- Overall Stage Results

MPSA League - 20110611 - White River

Printed June 12, 2011 at 12:23



Stage 6 -- Apertures and Moving

	PTS	TIME	HIT FACTOR	STAGE POINTS	STAGE PERCENT	COMPETITOR # Name
1	121	17.72	6.8284	130.0000	100.00	39 VanTonder, Andre
2	118	21.72	5.4328	103.4294	79.56	42 Greeff, Jean J
3	126	24.19	5.2088	99.1645	76.28	35 Prinsloo, Johan
4	122	23.81	5.1239	97.5488	75.04	32 Smit, Jaco
5	86	18.22	4.7201	89.8611	69.12	11 Greeff, Neil
6	108	24.08	4.4850	85.3865	65.68	37 Venske, Denzil
7	110	24.75	4.4444	84.6134	65.09	30 Becker, Rosco
8	116	26.16	4.4343	84.4193	64.94	9 Geldenhuys, Louis L
9	116	27.46	4.2243	80.4228	61.86	27 LeClus, Ray
10	124	31.80	3.8994	74.2363	57.10	16 Snyder, Henk H
11	122	32.57	3.7458	71.3122	54.86	22 Zorn, Paul
12	96	27.34	3.5113	66.8489	51.42	5 Kirk, Jan
13	124	36.42	3.4047	64.8192	49.86	26 Reszka, Marek
14	62	19.92	3.1124	59.2549	45.58	24 Engelbrecht, Hendrik H
15	118	39.49	2.9881	56.8875	43.76	25 Lakomski, Andre
16	58	19.52	2.9713	56.5679	43.51	45 Dirsuwei, Heinz
17	89	32.73	2.7192	51.7685	39.82	38 Stephansen, Nic
18	71	29.19	2.4323	46.3069	35.62	6 Van Niekerk, Johan J
19	70	29.63	2.3625	44.9767	34.60	12 England, Dave D
20	102	71.39	1.4288	27.2010	20.92	19 Botha, Daleen
21	39	28.66	1.3608	25.9066	19.93	2 Pretorius, Marius
22	106	80.69	1.3137	25.0097	19.24	4 Nhlapo, Mandla
23	59	50.54	1.1674	22.2248	17.10	33 Visagie, Arrie
24	67	60.84	1.1012	20.9656	16.13	17 Snyder, Miranda M
25	59	57.86	1.0197	19.4131	14.93	21 Bester, Cas

PRODUCTION -- Overall Stage Results

MPSA League - 20110611 - White River

Printed June 12, 2011 at 12:23



Stage 6 -- Apertures and Moving

	PTS	TIME	HIT FACTOR	STAGE POINTS	STAGE PERCENT	COMPETITOR # Name
1	114	17.94	6.3545	130.0000	100.00	34 Grobbelaar, Geo
2	112	18.80	5.9574	121.8768	93.75	31 Loock, Paul
3	100	19.34	5.1706	105.7802	81.37	43 LeRoux, Derick
4	89	19.52	4.5594	93.2763	71.75	14 VanSchaik, Louwrens
5	114	25.88	4.4049	90.1159	69.32	36 DuPlessis, Francois
6	118	28.50	4.1404	84.7029	65.16	18 Botha, Gideon
7	100	25.97	3.8506	78.7751	60.60	20 Botha, Daniell
8	118	31.26	3.7748	77.2243	59.40	7 Behrens, Shane S
9	89	26.35	3.3776	69.0988	53.15	46 VanDerBank, Willem
10	110	37.57	2.9279	59.8980	46.08	13 Augoustinos, Mario
11	100	36.06	2.7732	56.7329	43.64	3 Janse Van Rensburg, Ge
12	100	57.30	1.7452	35.7031	27.46	15 VanSchaik, Rika
13	106	68.15	1.5554	31.8201	24.48	10 Geldenhuys, Cheryl C

MPSA League - 20110611 - White River

Printed June 12, 2011 at 12:23



Disqualified Shooters

<u>No.</u>	<u>Name</u>
------------	-------------

23	Varkevisser, Ronnie
----	---------------------

40	Mouton, Paul
----	--------------