

Mpumalanga Practical Shooting Association

Inter Provincial

Hosted by

Witrivier Skietklub



White River Shooting Club

9 April 2011

White River Shooting
Range

White River

Stages:

Stage 1 Range 1	rounds	31
Stage 2 Range 2	“	16
Stage 3 Range 3	“	16
Stage 4 Range 4	“	30
Stage 5 Range 5	“	20
Stage 6 Range 6	“	29
Total		142

- A Safe Area will be provided for all un-bagging, indexing and bagging.
- All competitors and spectators on the range must wear eye and hearing protection.
- Deviations from the published course design may be implemented where this is done to enhance safety and/or course quality and to comply with the relevant rules.
- Registration for the match will start from 7:30.
- RO briefing will start at 8:00.
- The match will commence at 9:00.
- Prize giving at the range with a braai for all. Braai packs will be available. Numbers to be supplied.

Match Officials

Match Director: Ray le Clus
Chief Range Officer: Johan Prinsloo.

Arbitration Committee: To be appointed as necessary

Stats Official/s: Rina le Clus / Sonja de Beer

The White River Shooting Club wishes you a safe and enjoyable shoot. **Come and enjoy the shoot**

RANGE OFFICER BRIEFING

Stage 1: Keep Moving and shoot

Targets: 14 IPSC Targets
3 Pepper Poppers
4 Penalty targets

Scoring: Comstock

Distance: 5-10 m

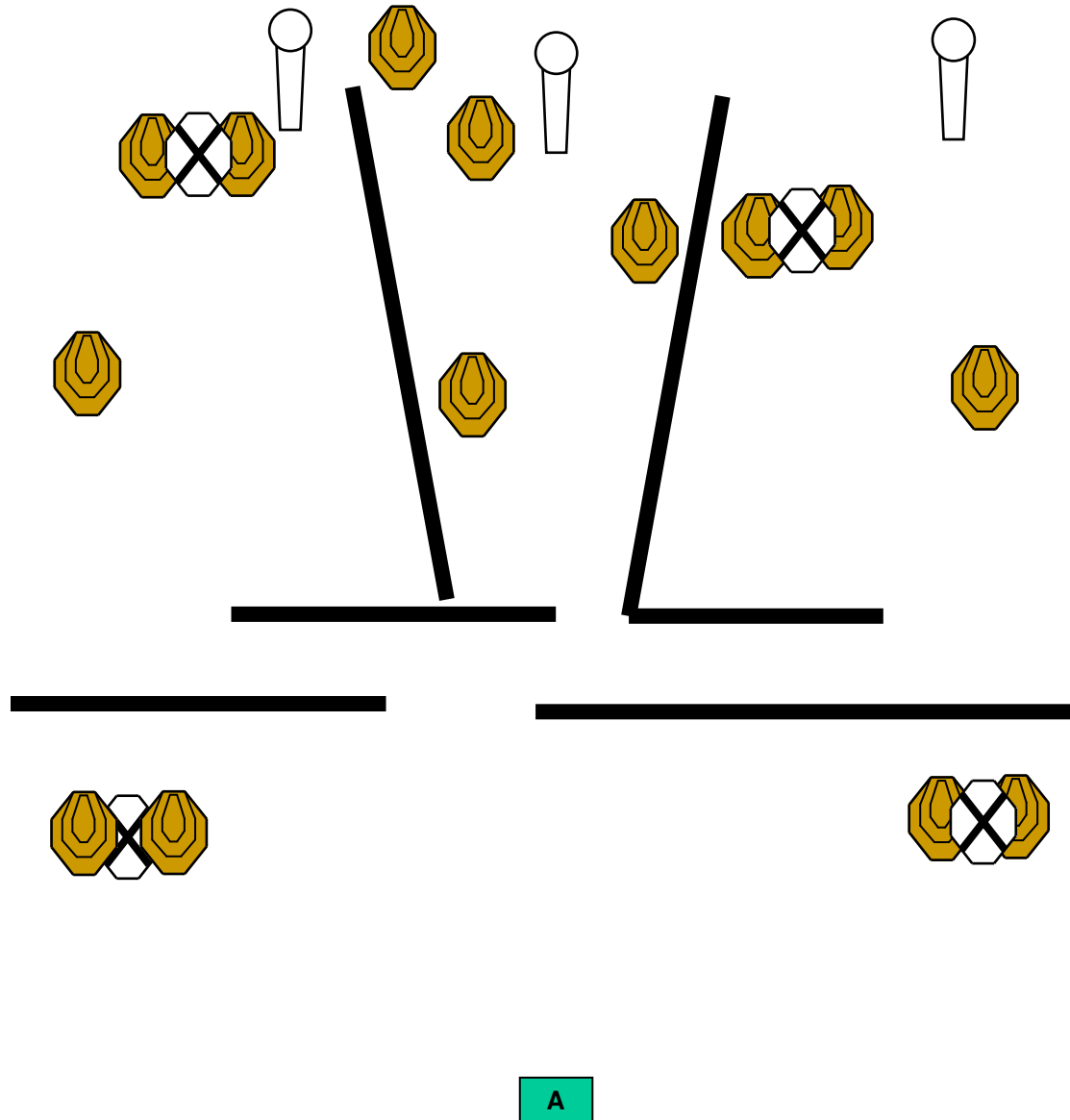
Min. Rounds: 31

Start: Audible Signal

Stop: Last shot

Briefing: Shooter starts at A heel against brandering. Gun loaded and holstered, hands at sides. On signal shoot targets while remaining in demarcated area.

Penalties: As per latest IPSC rules.



RANGE OFFICER BRIEFING

Stage 2: Standards

Targets: 4 IPSC Targets
3 Penalty Targets

Scoring: Virginia Count

Distance: 7-10 m

Min. Rounds: 16

Start: Audible Signal

Stop: Last shot


Briefing: Shooter starts at A toes to brandering. Gun loaded and holstered. Hands at sides.

On audible signal shoot targets T1 to T4 with two rounds each (freestyle).

Move to B do compulsory mag change before shooting targets T1 to T4 from B using strong hand unsupported with two rounds each.

Mag change can be done at any time after shooting targets from A

Penalties: As per latest IPSC rules.



RANGE OFFICER BRIEFING

Stage 3: Watch the sights

Targets: 4 IPSC Targets
4 Penalty target

Scoring: Comstock

Distance: 5-10m

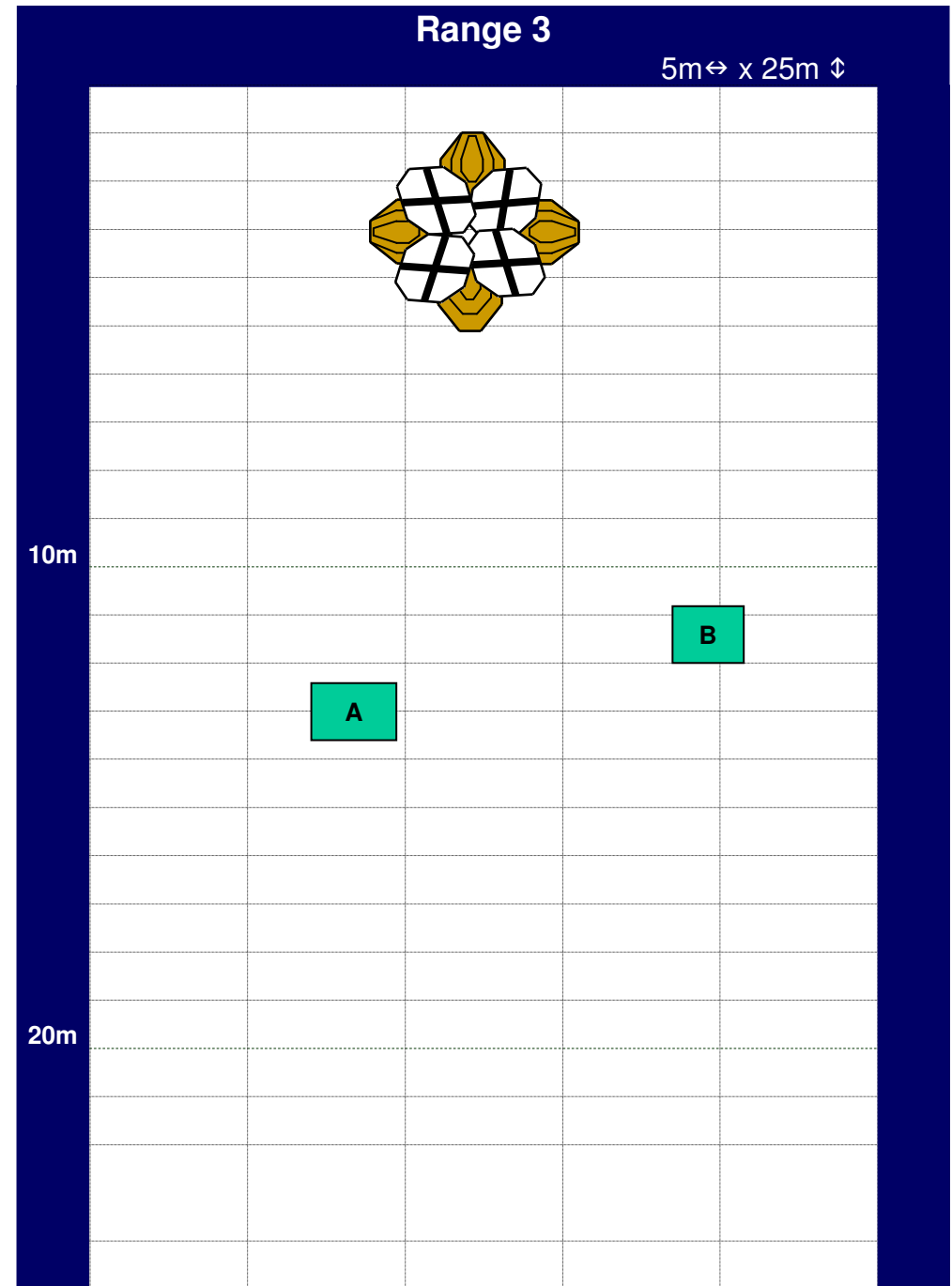
Min. Rounds: 16

Start: Audible Signal

Stop: Last shot

Briefing: Shooter starts in box A, gun loaded and holstered. On signal shoot targets T1 to T4 two rounds each move to box B and shoot targets T1 to T4 with two rounds each.

Penalties: As per latest IPSC rules.



RANGE OFFICER BRIEFING

Stage 4: Two Houses Range 4

Targets: 10 IPSC Targets
6 Pepper Poppers
5 Penalty targets

Scoring: Comstock

Distance: 3-15 m

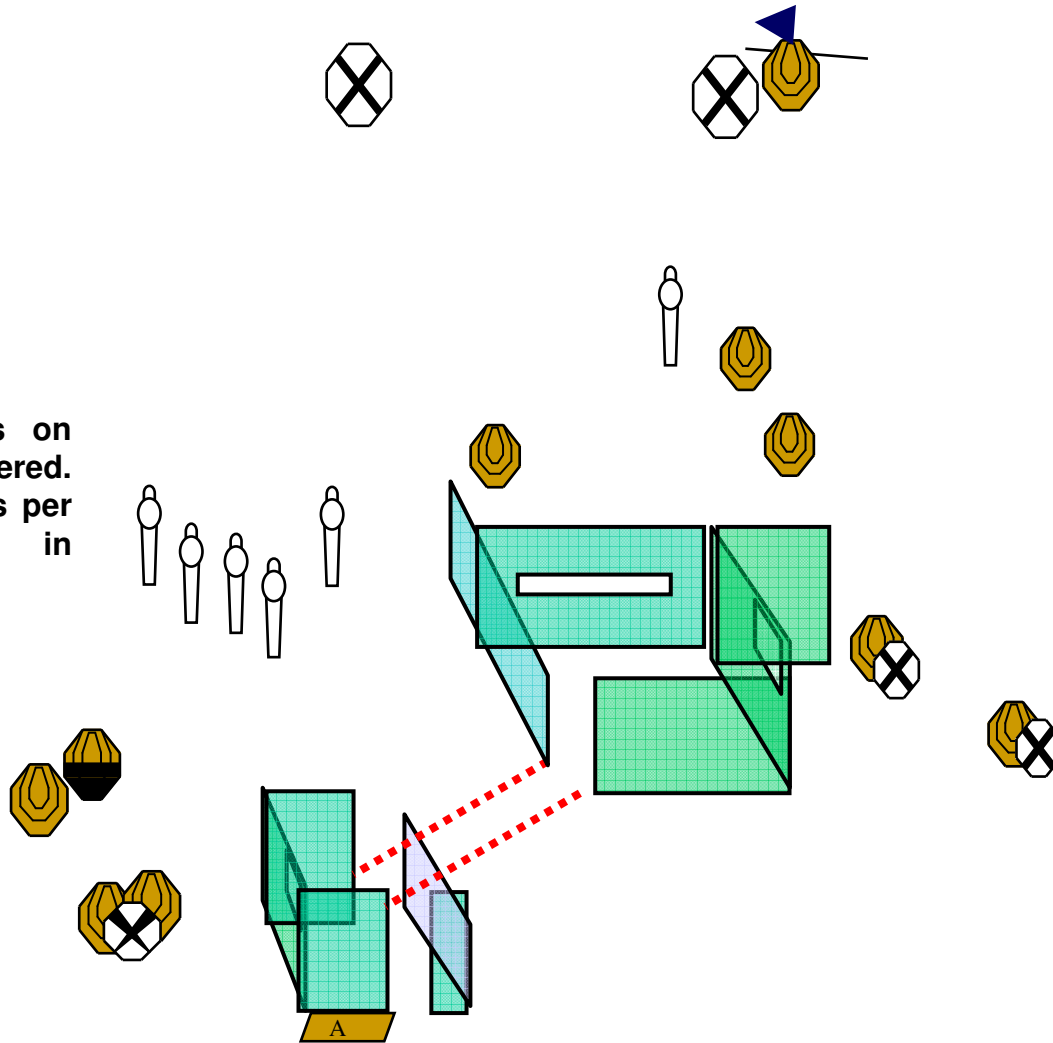
Min. Rounds: 26

Start: Audible Signal

Stop: Last shot

Briefing: Shooter starts at A hands on demarcated area. Gun loaded and holstered. On signal shoot targets with two shots per target as seen while remaining in demarcated area.

Penalties: As per latest IPSC rules.

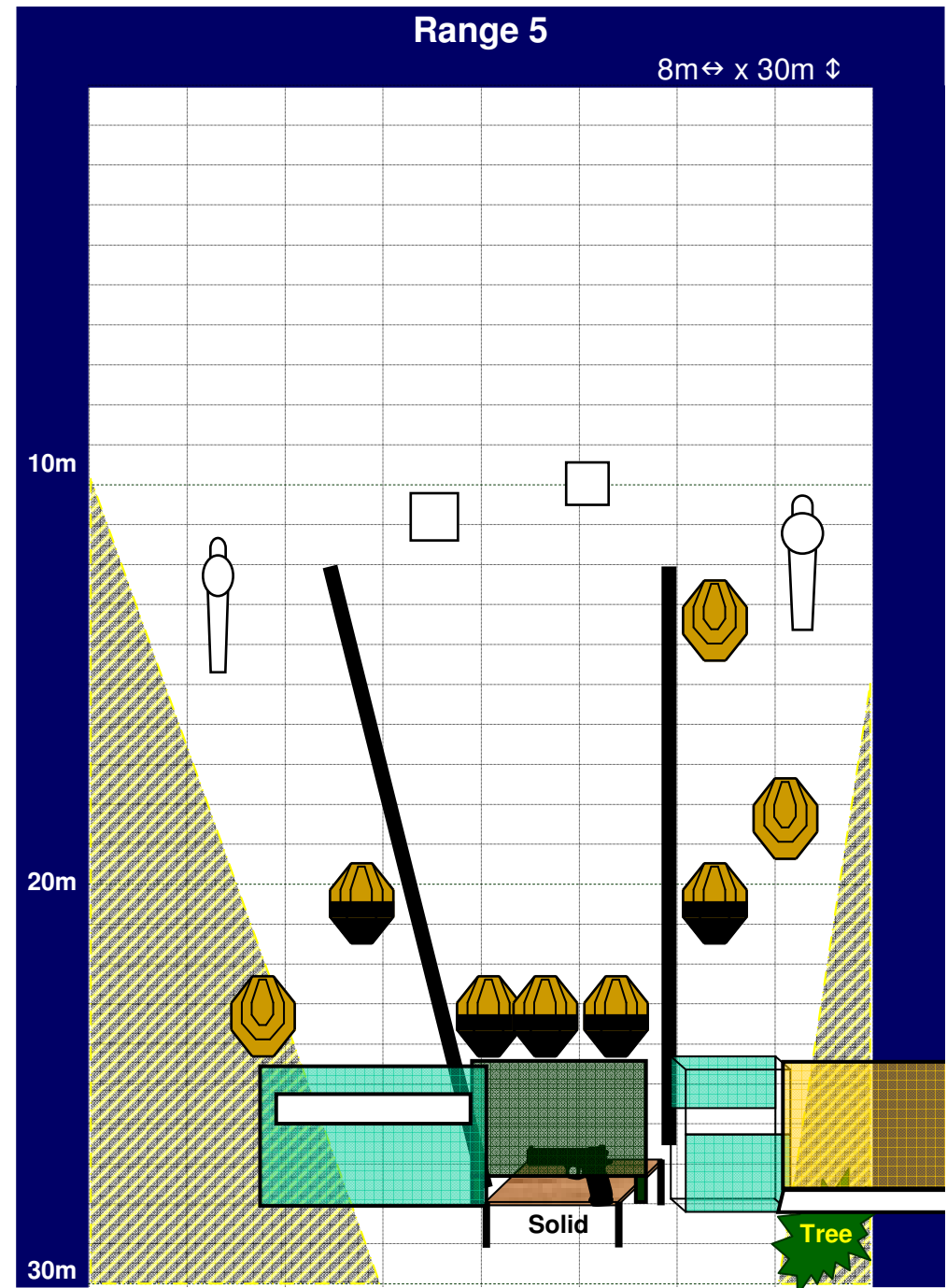


RANGE OFFICER BRIEFING

- Stage 5:** Learn to bend
- Targets:** 8 IPSC Targets
2 Pepper Poppers
2 Plates
- Scoring:** Comstock
- Distance:** 5-15m
- Min. Rounds:** 20
- Start:** Audible Signal
- Stop:** Last shot

Briefing: Shooter starts at A relaxed hands at sides gun on table Mag inserted chamber empty. On signal retrieve gun and shoot targets, Poppers and plates through apertures.

Penalties: As per latest IPSC rules.



RANGE OFFICER BRIEFING

Stage 6: Passage and Doors

Targets: 14 IPSC Targets
1 Pepper Poppers
3 Penalty targets

Scoring: Comstock

Distance: 10-15m

Min. Rounds: 29

Start: Audible Signal

Stop: Last shot

Briefing: Shooter starts at A heel against branding gun loaded and holstered. Hands with fingers interlaced on head. On signal shoot targets as seen while remaining in demarcated area.

Penalties: As per latest IPSC rules.

